

# 2018 - 2019 Hebron Budget Survey sponsored by the Hebron Board of Finance

Tuesday, April 10, 2018

# 621

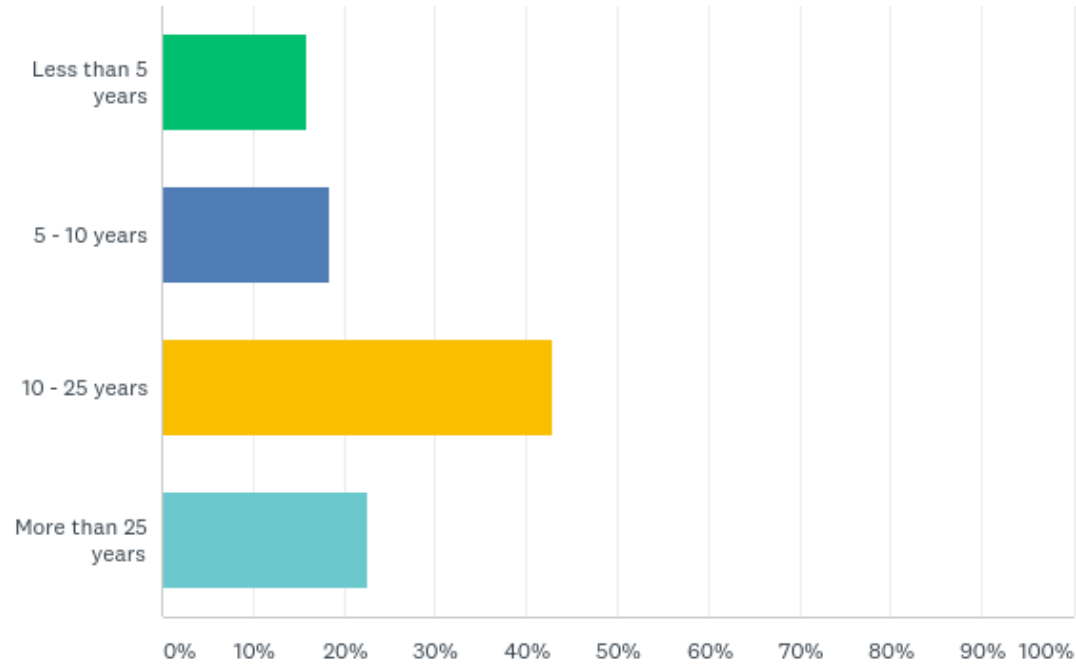
Total Responses

Date Created: Friday, March 16, 2018

Complete Responses: 621

# Q1: How long have you lived in Hebron?

Answered: 619 Skipped: 2



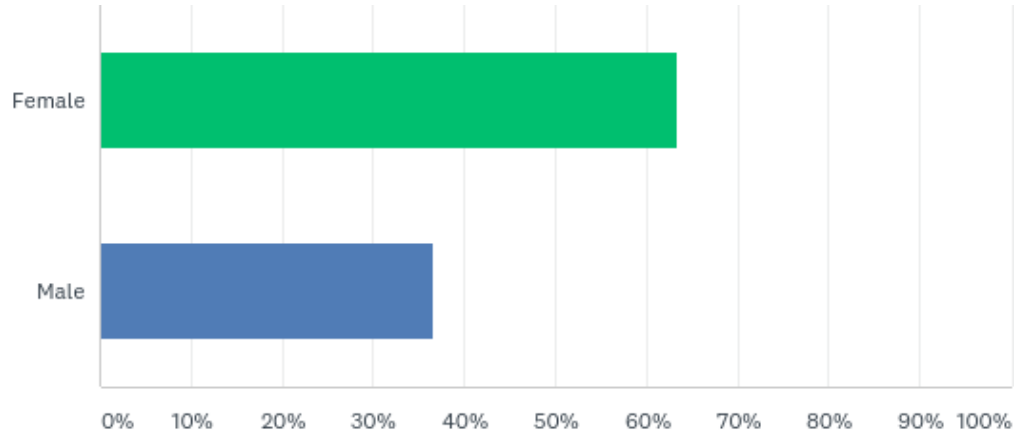
# Q1: How long have you lived in Hebron?

Answered: 619 Skipped: 2

ANSWER CHOICES	RESPONSES	
Less than 5 years	15.99%	99
5 - 10 years	18.42%	114
10 - 25 years	42.97%	266
More than 25 years	22.62%	140
TOTAL		619

## Q2: Do you identify as

Answered: 611 Skipped: 10



## Q2: Do you identify as

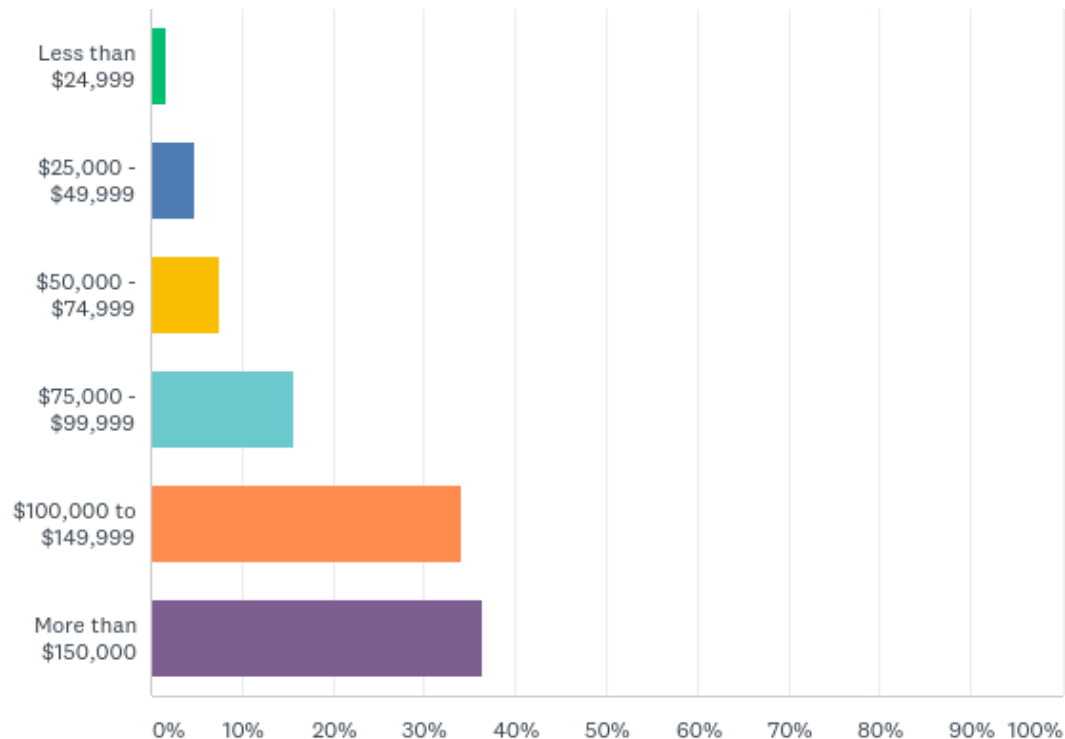
---

Answered: 611 Skipped: 10

ANSWER CHOICES	RESPONSES	
Female	63.34%	387
Male	36.66%	224
TOTAL		611

### Q3: Which level of income best describes your household income during the last year?

Answered: 603 Skipped: 18



### Q3: Which level of income best describes your household income during the last year?

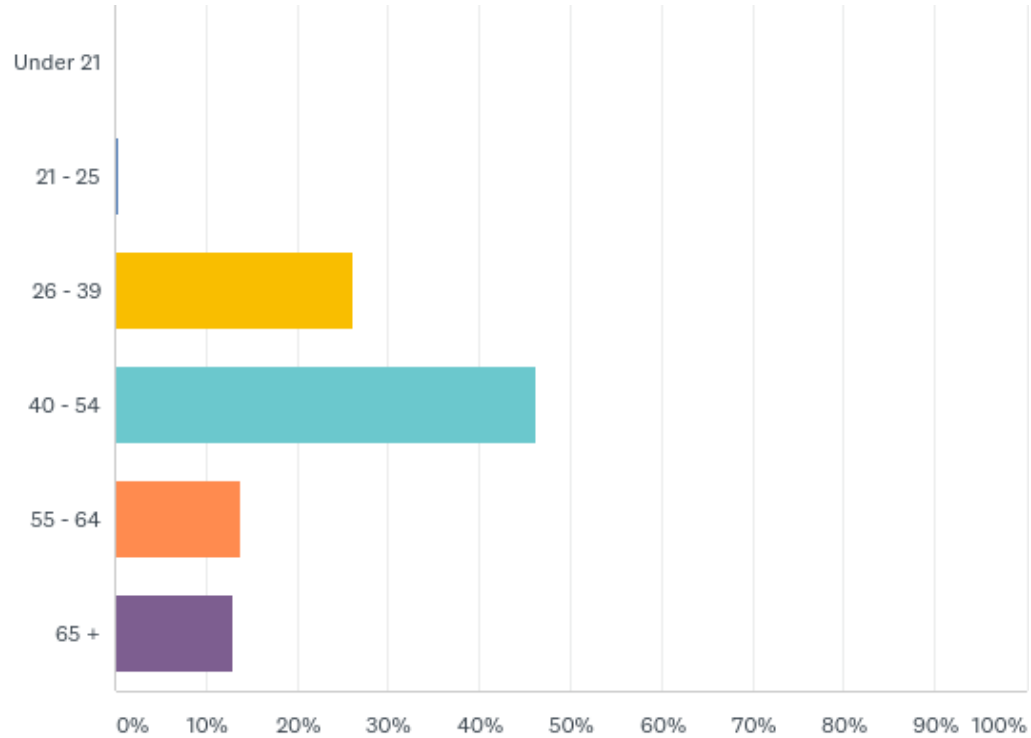
Answered: 603 Skipped: 18

ANSWER CHOICES	RESPONSES	
Less than \$24,999	1.66%	10
\$25,000 - \$49,999	4.81%	29
\$50,000 - \$74,999	7.46%	45
\$75,000 - \$99,999	15.59%	94
\$100,000 to \$149,999	34.00%	205
More than \$150,000	36.48%	220
<b>TOTAL</b>		<b>603</b>



## Q4: In what category is your age?

Answered: 611 Skipped: 10



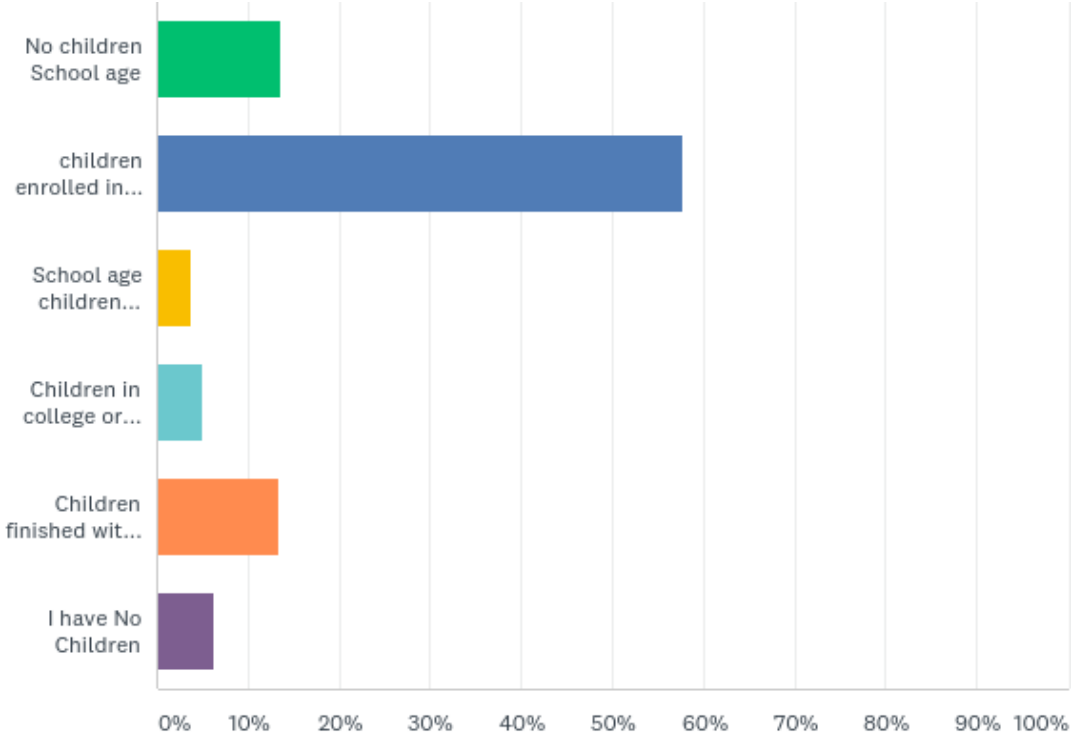
## Q4: In what category is your age?

Answered: 611 Skipped: 10

ANSWER CHOICES	RESPONSES	
Under 21	0.16%	1
21 - 25	0.49%	3
26 - 39	26.19%	160
40 - 54	46.32%	283
55 - 64	13.91%	85
65 +	12.93%	79
<b>TOTAL</b>		<b>611</b>

# Q5: What best describes your situation?

Answered: 616 Skipped: 5



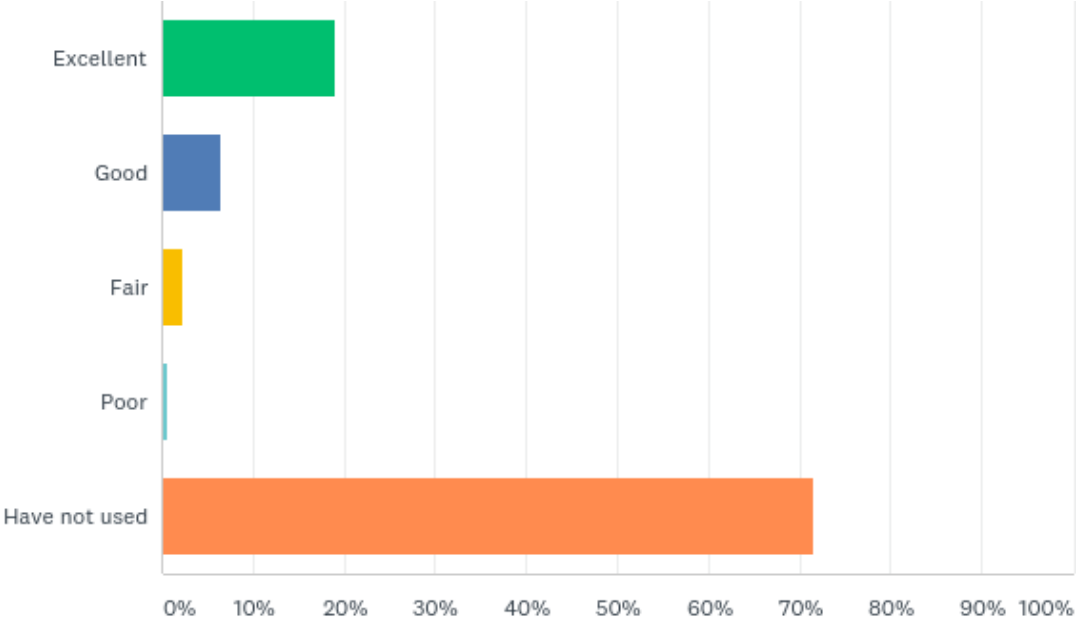
## Q5: What best describes your situation?

Answered: 616 Skipped: 5

ANSWER CHOICES	RESPONSES	
No children School age	13.64%	84
children enrolled in Hebron	57.79%	356
School age children enrolled outside of Hebron	3.73%	23
Children in college or other post-secondary program	5.03%	31
Children finished with school	13.47%	83
I have No Children	6.33%	39
<b>TOTAL</b>		<b>616</b>

# Q6: If you have used the services listed below in the last 3 years, please rate your experience and quality of service. Fire/Ambulance

Answered: 617 Skipped: 4



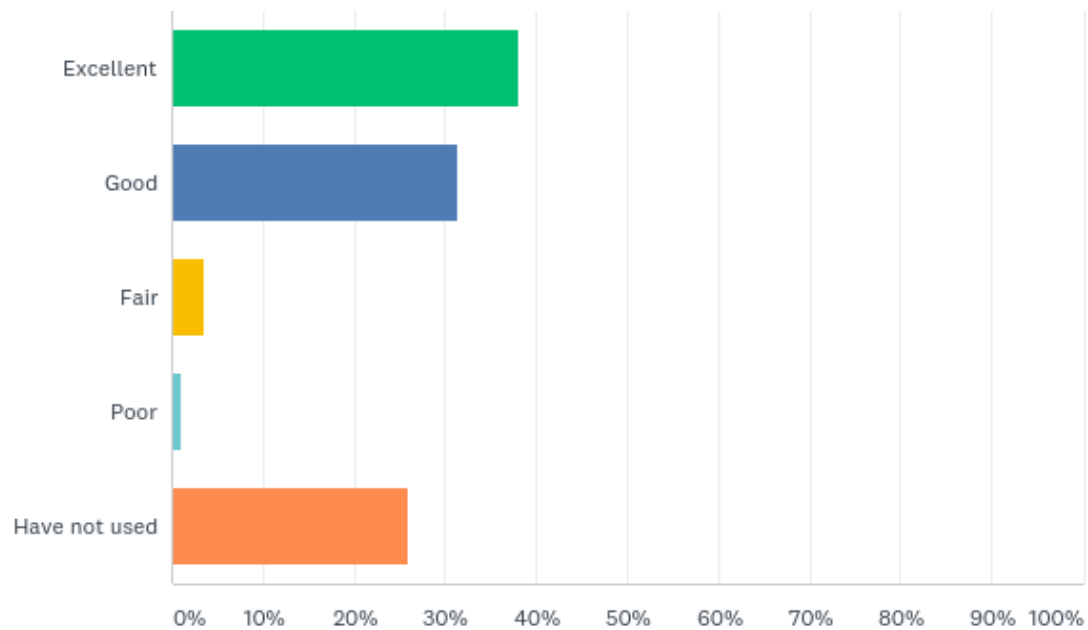
## Q6: If you have used the services listed below in the last 3 years, please rate your experience and quality of service. Fire/Ambulance

Answered: 617 Skipped: 4

ANSWER CHOICES	RESPONSES	
Excellent	18.96%	117
Good	6.48%	40
Fair	2.27%	14
Poor	0.65%	4
Have not used	71.64%	442
<b>TOTAL</b>		<b>617</b>

## Q7: School System

Answered: 617 Skipped: 4



## Q7: School System

---

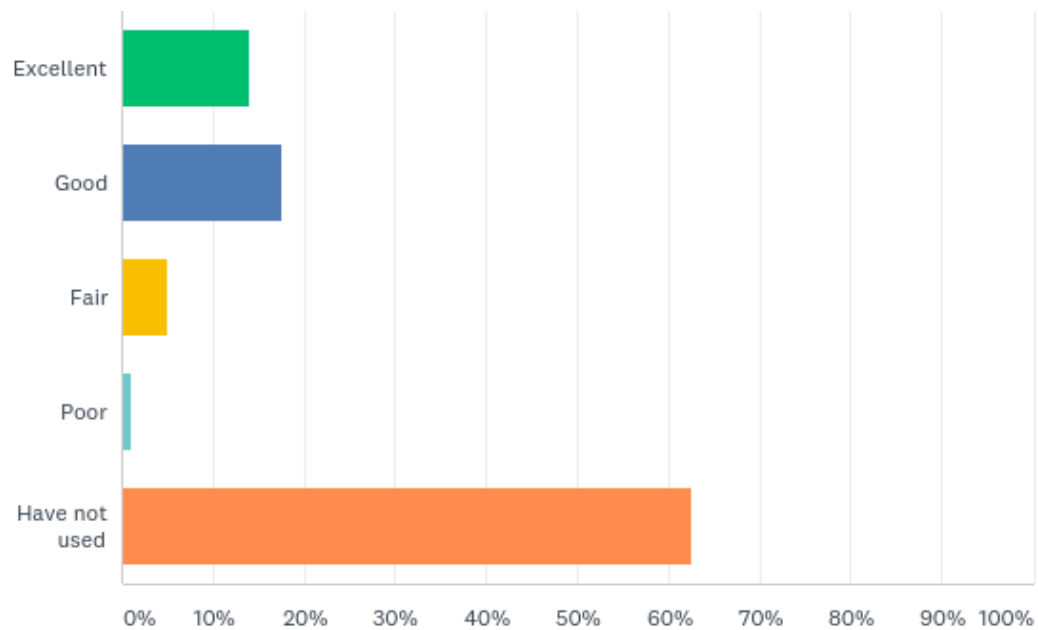
Answered: 617 Skipped: 4

ANSWER CHOICES	RESPONSES	
Excellent	38.09%	235
Good	31.44%	194
Fair	3.57%	22
Poor	0.97%	6
Have not used	25.93%	160
<b>TOTAL</b>		<b>617</b>



## Q8: Police

Answered: 618 Skipped: 3



## Q8: Police

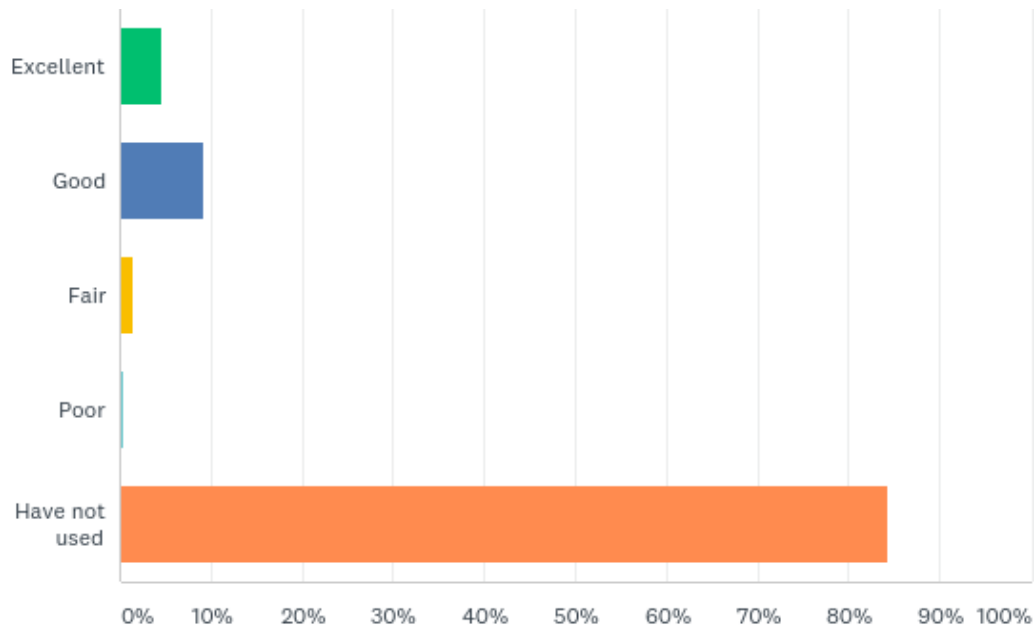
---

Answered: 618 Skipped: 3

ANSWER CHOICES	RESPONSES	
Excellent	13.92%	86
Good	17.48%	108
Fair	5.02%	31
Poor	1.13%	7
Have not used	62.46%	386
<b>TOTAL</b>		<b>618</b>

## Q9: Senior Center

Answered: 618 Skipped: 3



## Q9: Senior Center

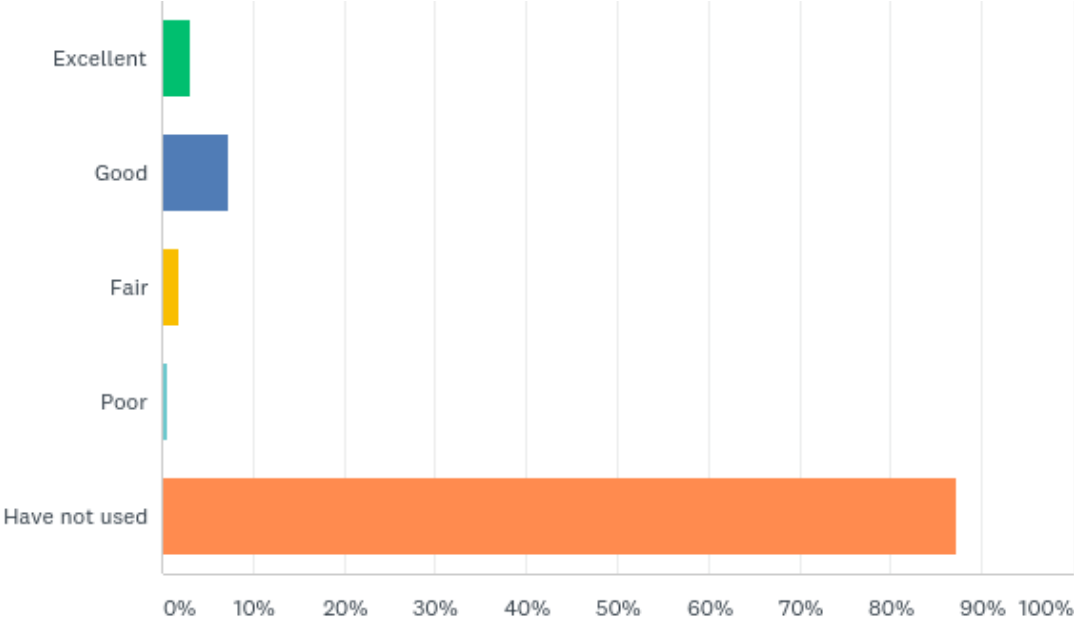
---

Answered: 618 Skipped: 3

ANSWER CHOICES	RESPONSES	
Excellent	4.69%	29
Good	9.22%	57
Fair	1.46%	9
Poor	0.32%	2
Have not used	84.30%	521
<b>TOTAL</b>		<b>618</b>

# Q10: Social Services (other than food and/or fuel bank(s))

Answered: 618 Skipped: 3



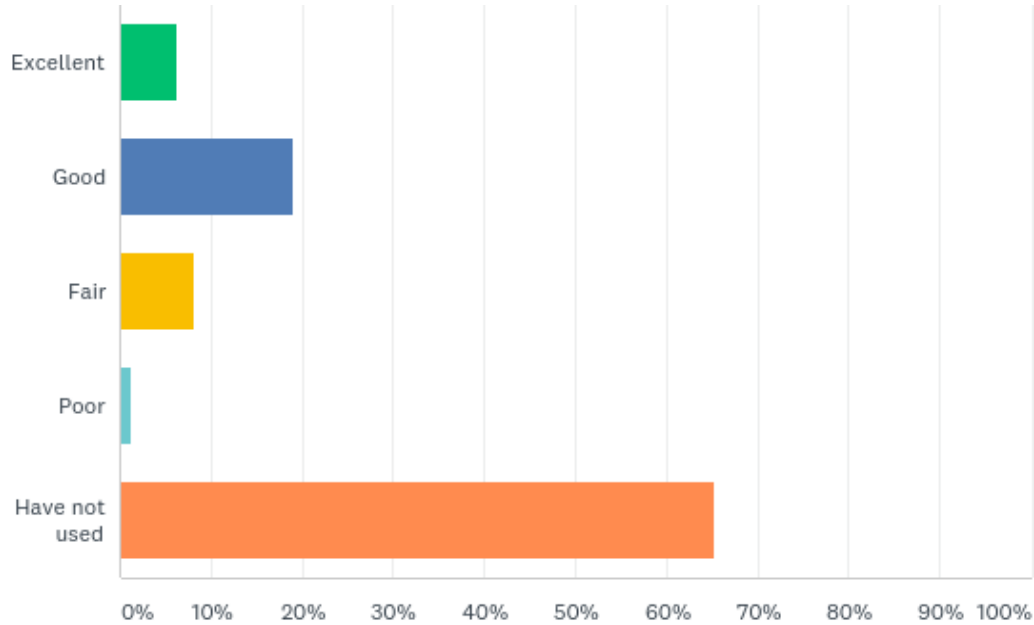
## Q10: Social Services (other than food and/or fuel bank(s))

Answered: 618 Skipped: 3

ANSWER CHOICES	RESPONSES	
Excellent	3.07%	19
Good	7.28%	45
Fair	1.78%	11
Poor	0.65%	4
Have not used	87.22%	539
<b>TOTAL</b>		<b>618</b>

# Q11: Building Department

Answered: 617 Skipped: 4



# Q11: Building Department

---

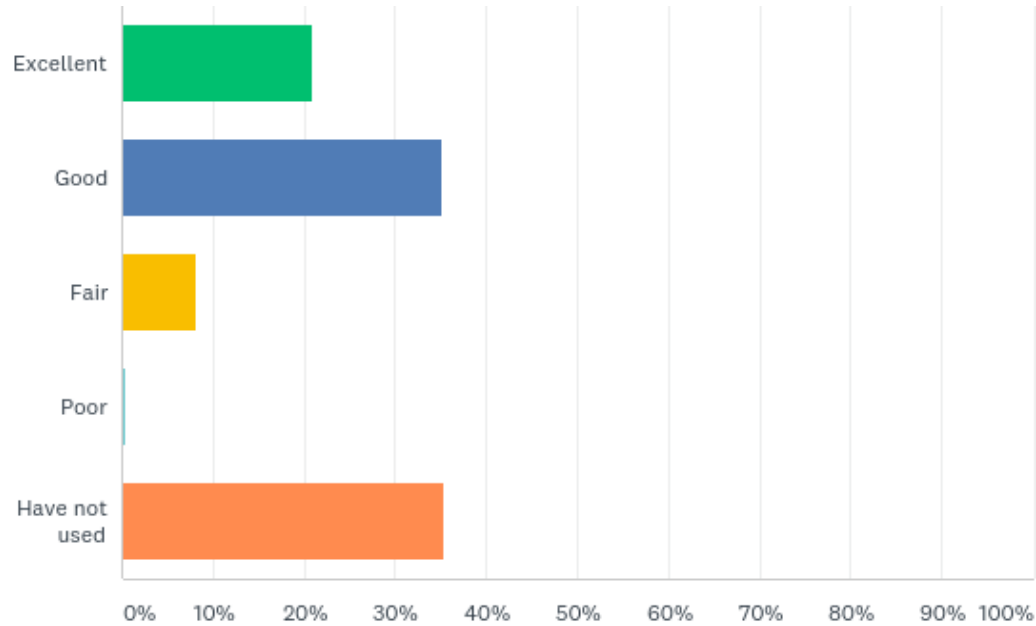
Answered: 617 Skipped: 4

ANSWER CHOICES	RESPONSES	
Excellent	6.32%	39
Good	18.96%	117
Fair	8.10%	50
Poor	1.30%	8
Have not used	65.32%	403
<b>TOTAL</b>		<b>617</b>



## Q12: Public Works

Answered: 619 Skipped: 2



## Q12: Public Works

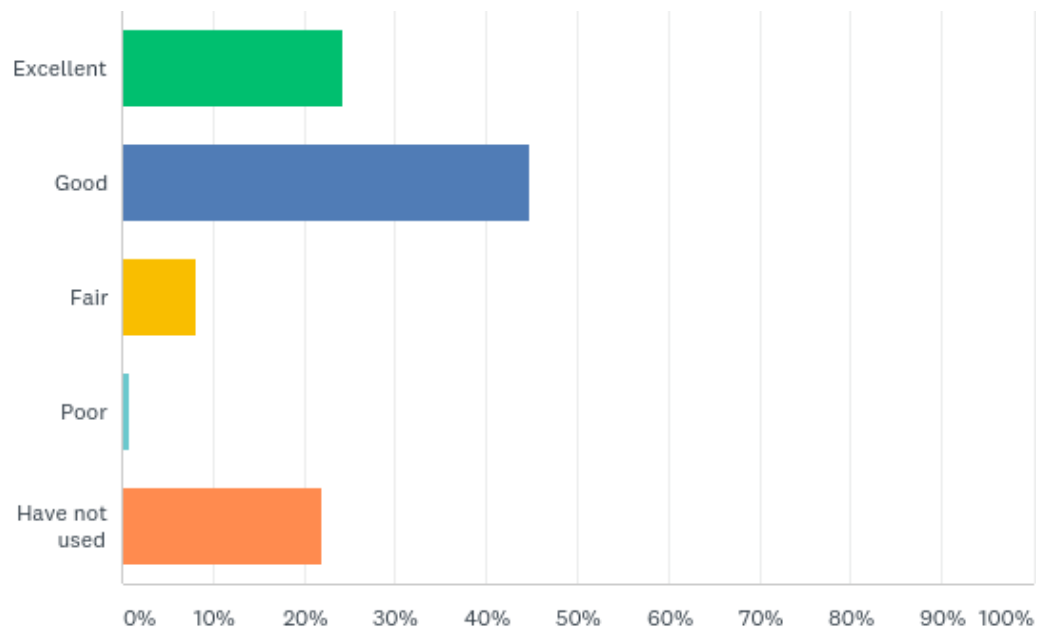
---

Answered: 619 Skipped: 2

ANSWER CHOICES	RESPONSES	
Excellent	21.00%	130
Good	35.06%	217
Fair	8.08%	50
Poor	0.48%	3
Have not used	35.38%	219
<b>TOTAL</b>		<b>619</b>

## Q13: Town Hall

Answered: 620 Skipped: 1



## Q13: Town Hall

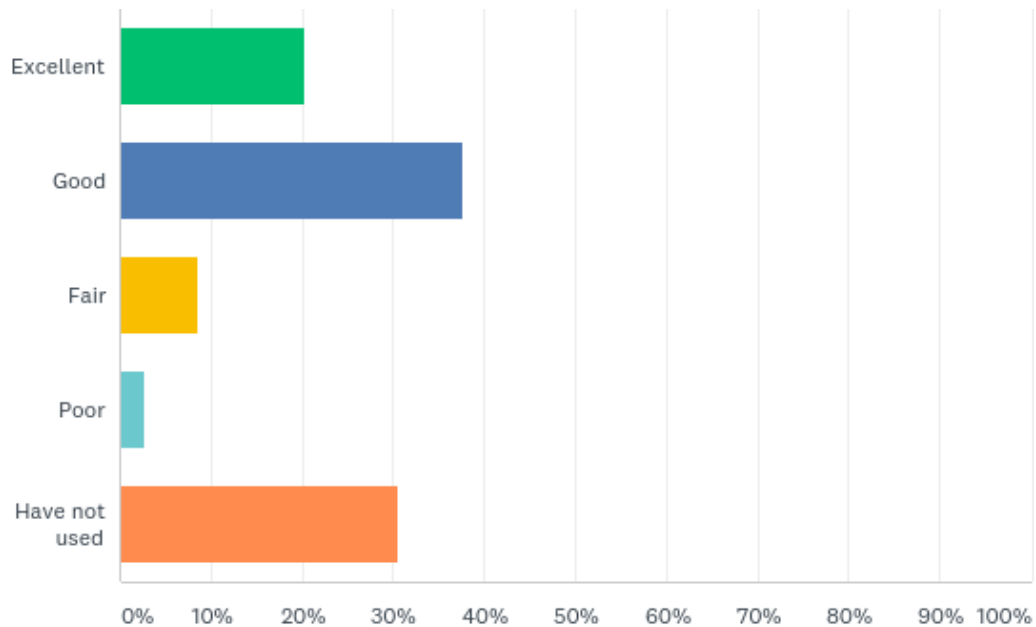
---

Answered: 620 Skipped: 1

ANSWER CHOICES	RESPONSES	
Excellent	24.35%	151
Good	44.68%	277
Fair	8.23%	51
Poor	0.81%	5
Have not used	21.94%	136
<b>TOTAL</b>		<b>620</b>

## Q14: Recreation Programs

Answered: 618 Skipped: 3



## Q14: Recreation Programs

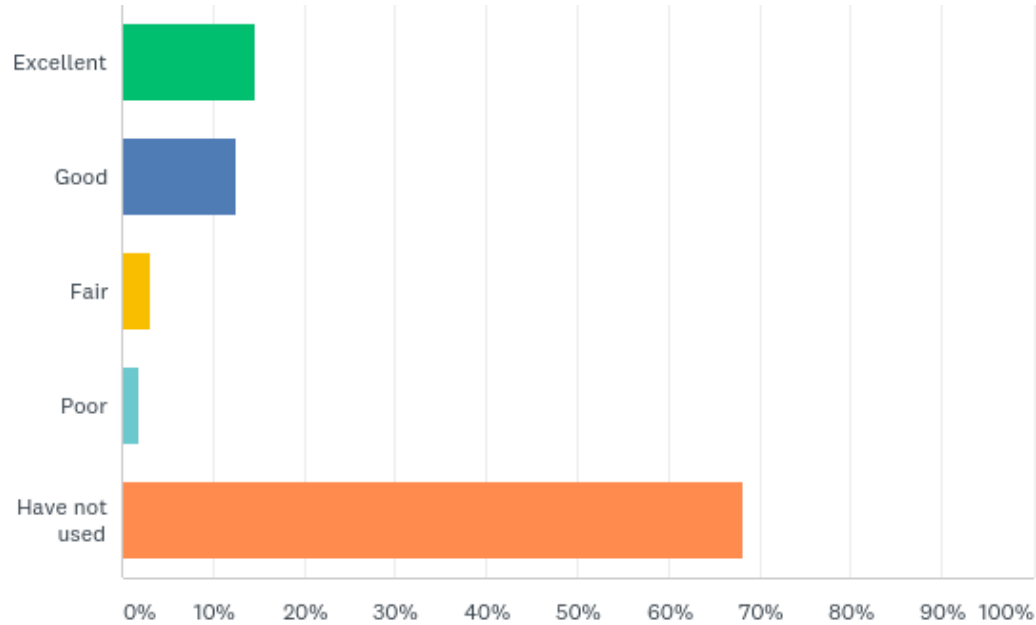
---

Answered: 618 Skipped: 3

ANSWER CHOICES	RESPONSES	
Excellent	20.39%	126
Good	37.70%	233
Fair	8.58%	53
Poor	2.75%	17
Have not used	30.58%	189
<b>TOTAL</b>		<b>618</b>

## Q15: Youth Center AHM

Answered: 618 Skipped: 3



## Q15: Youth Center AHM

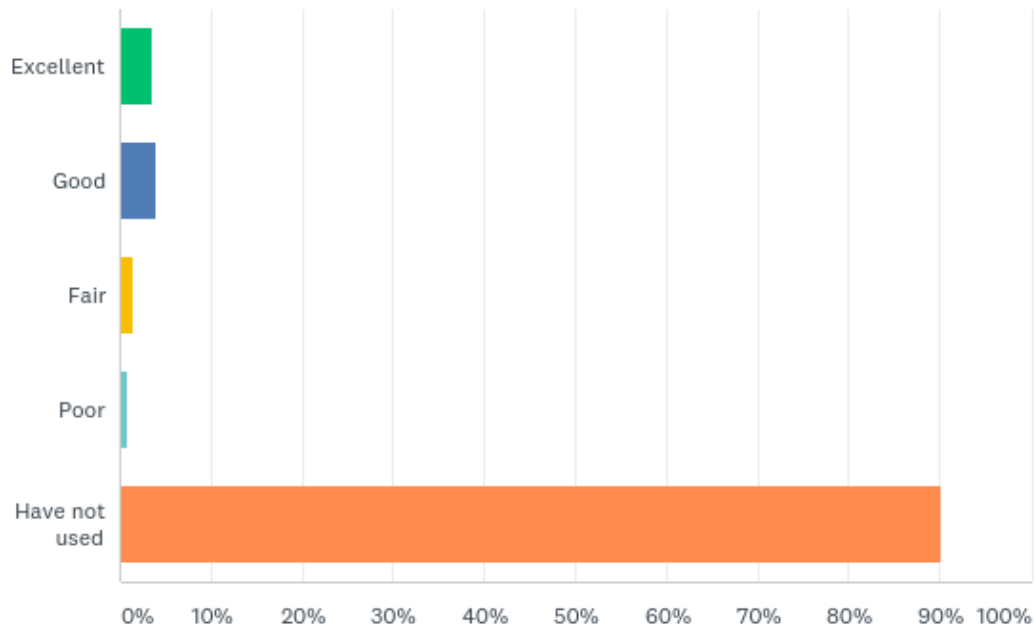
Answered: 618 Skipped: 3

ANSWER CHOICES	RESPONSES	
Excellent	14.56%	90
Good	12.46%	77
Fair	3.07%	19
Poor	1.78%	11
Have not used	68.12%	421
<b>TOTAL</b>		<b>618</b>



## Q16: Food and/or Fuel Bank(s)

Answered: 619 Skipped: 2



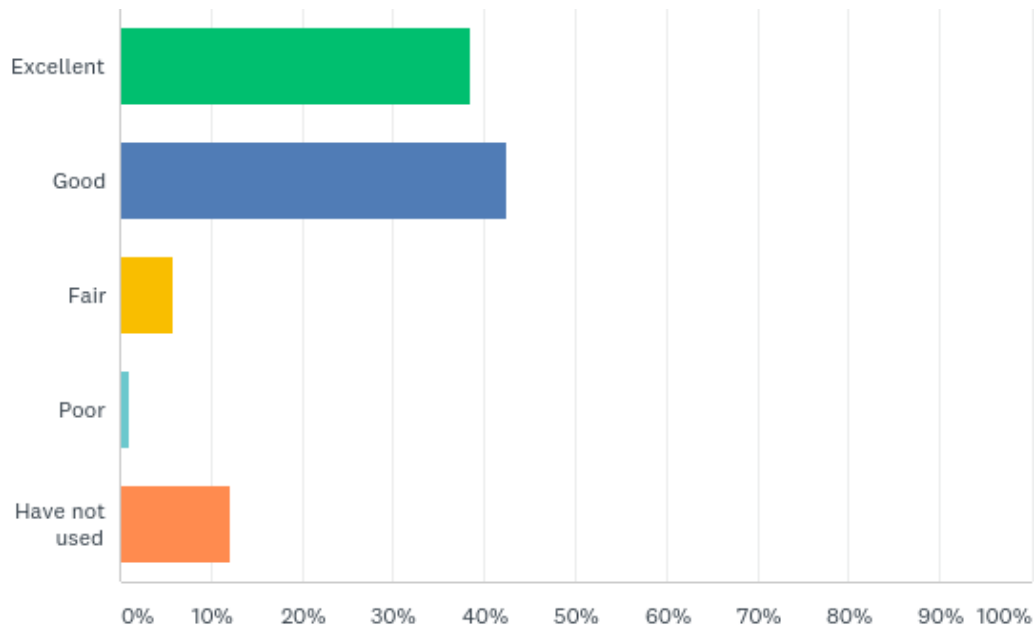
## Q16: Food and/or Fuel Bank(s)

Answered: 619 Skipped: 2

ANSWER CHOICES	RESPONSES	
Excellent	3.55%	22
Good	4.04%	25
Fair	1.45%	9
Poor	0.81%	5
Have not used	90.15%	558
<b>TOTAL</b>		<b>619</b>

## Q17: Library

Answered: 621 Skipped: 0



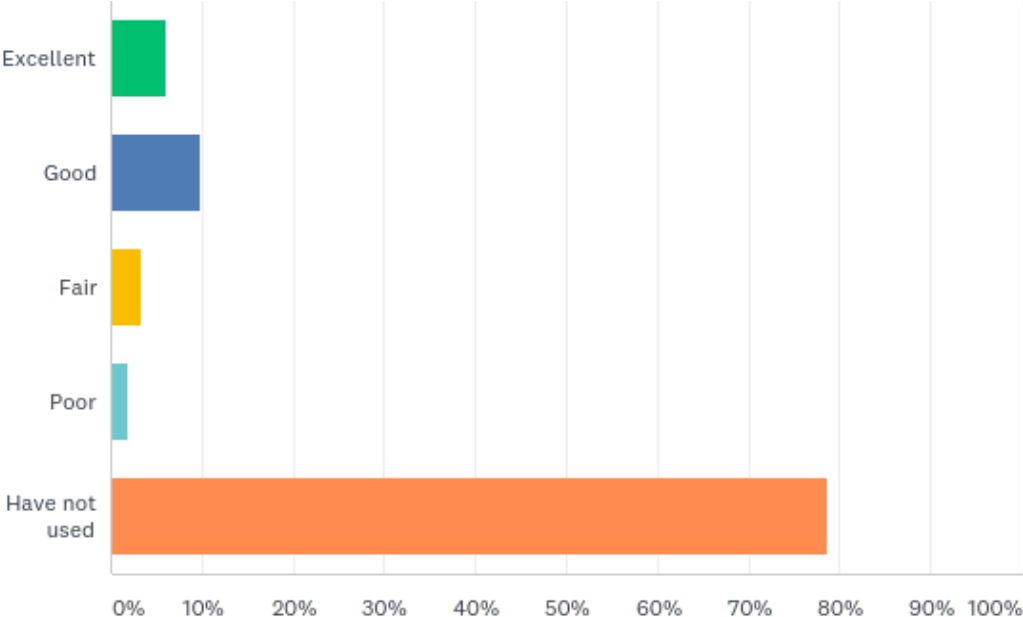
## Q17: Library

Answered: 621 Skipped: 0

ANSWER CHOICES	RESPONSES	
Excellent	38.49%	239
Good	42.51%	264
Fair	5.80%	36
Poor	1.13%	7
Have not used	12.08%	75
<b>TOTAL</b>		<b>621</b>

# Q18: Sewer and Water

Answered: 619 Skipped: 2



## Q18: Sewer and Water

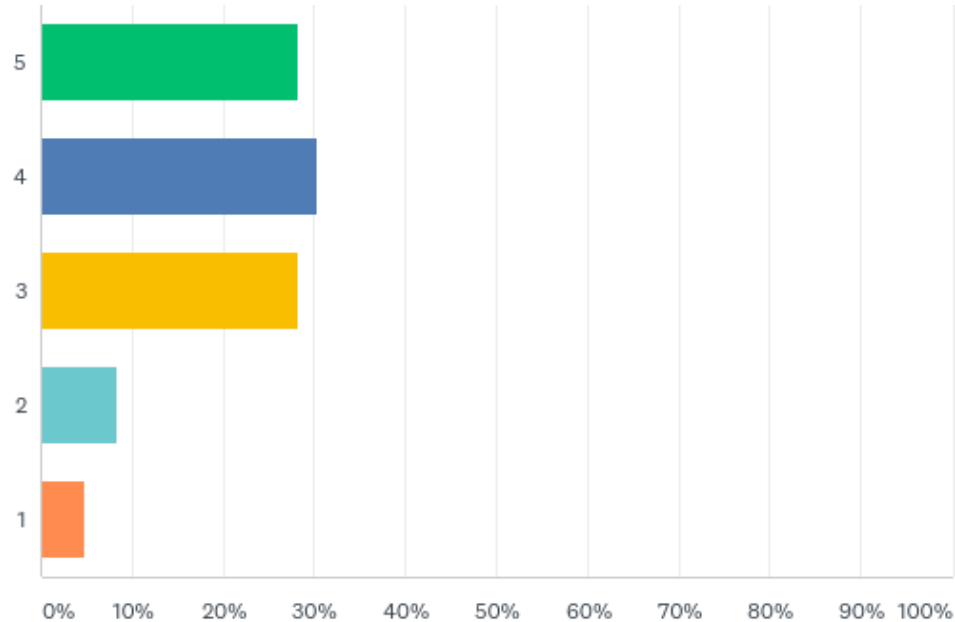
---

Answered: 619 Skipped: 2

ANSWER CHOICES	RESPONSES	
Excellent	6.14%	38
Good	9.85%	61
Fair	3.39%	21
Poor	1.94%	12
Have not used	78.68%	487
<b>TOTAL</b>		<b>619</b>

# Q19: In 2018-2019 Budget, what is your preference for funding the following area (5 being most important to 1 being least important) Fire Department

Answered: 614 Skipped: 7



# Q19: In 2018-2019 Budget, what is your preference for funding the following area (5 being most important to 1 being least important) Fire Department

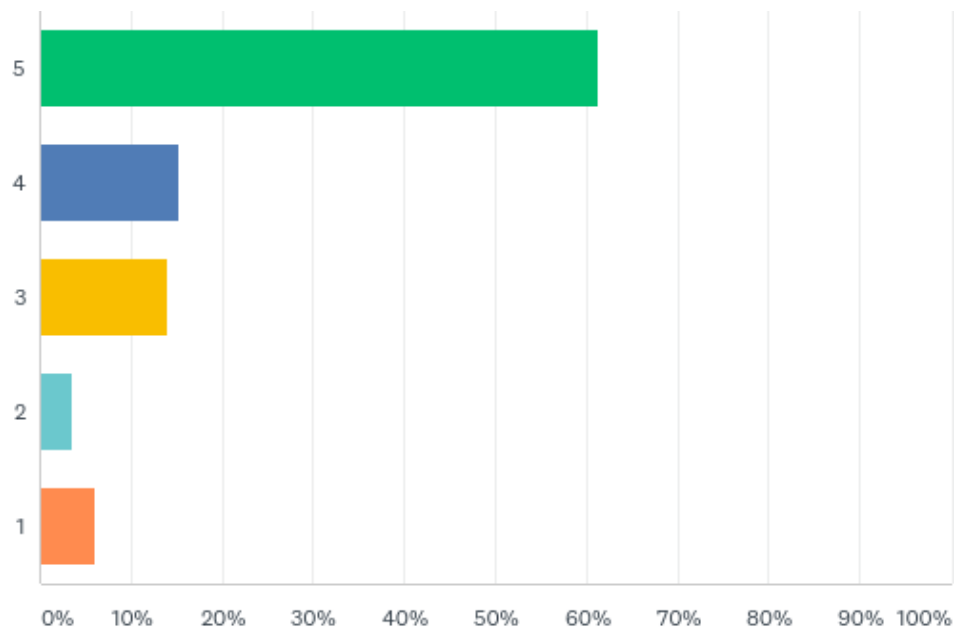
Answered: 614 Skipped: 7

ANSWER CHOICES	RESPONSES	
5	28.34%	174
4	30.29%	186
3	28.18%	173
2	8.31%	51
1	4.89%	30
TOTAL		614



## Q20: School System

Answered: 617 Skipped: 4



## Q20: School System

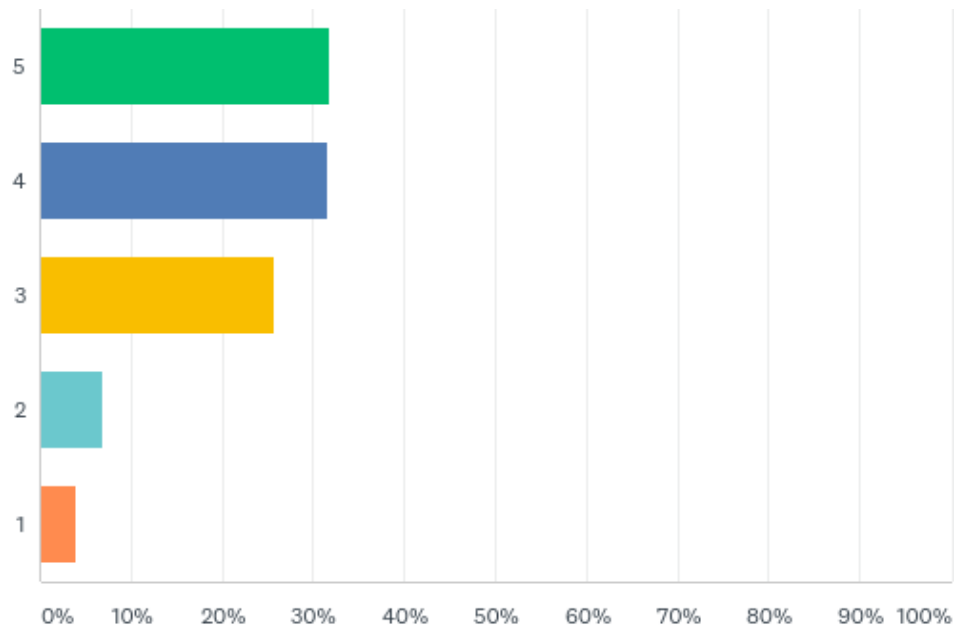
---

Answered: 617 Skipped: 4

ANSWER CHOICES	RESPONSES	
5	61.26%	378
4	15.24%	94
3	13.94%	86
2	3.57%	22
1	6.00%	37
TOTAL		617

## Q21: Police

Answered: 615 Skipped: 6



## Q21: Police

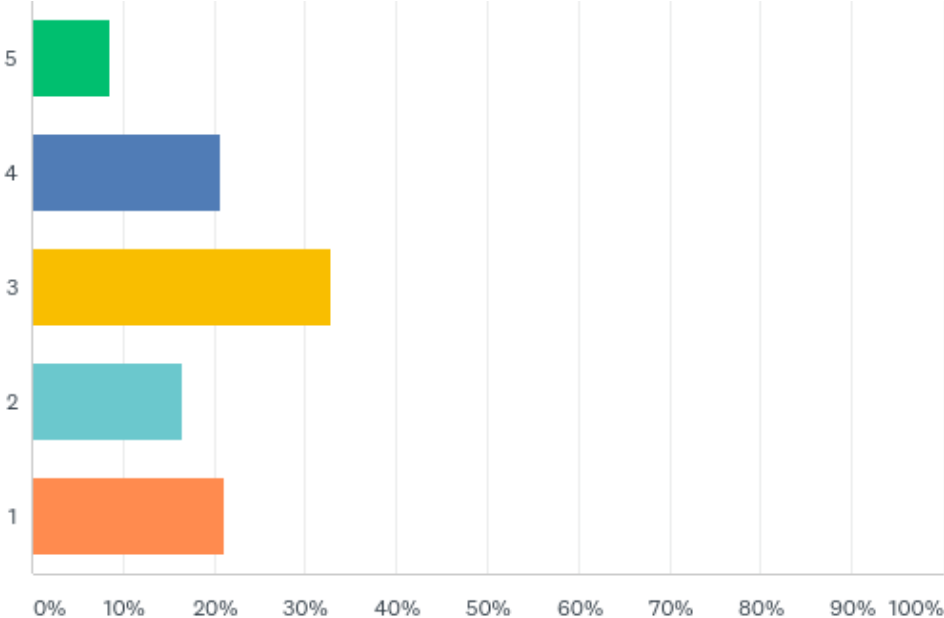
---

Answered: 615 Skipped: 6

ANSWER CHOICES	RESPONSES	
5	31.87%	196
4	31.54%	194
3	25.69%	158
2	6.99%	43
1	3.90%	24
TOTAL		615

# Q22: Senior Center/Services

Answered: 611 Skipped: 10



## Q22: Senior Center/Services

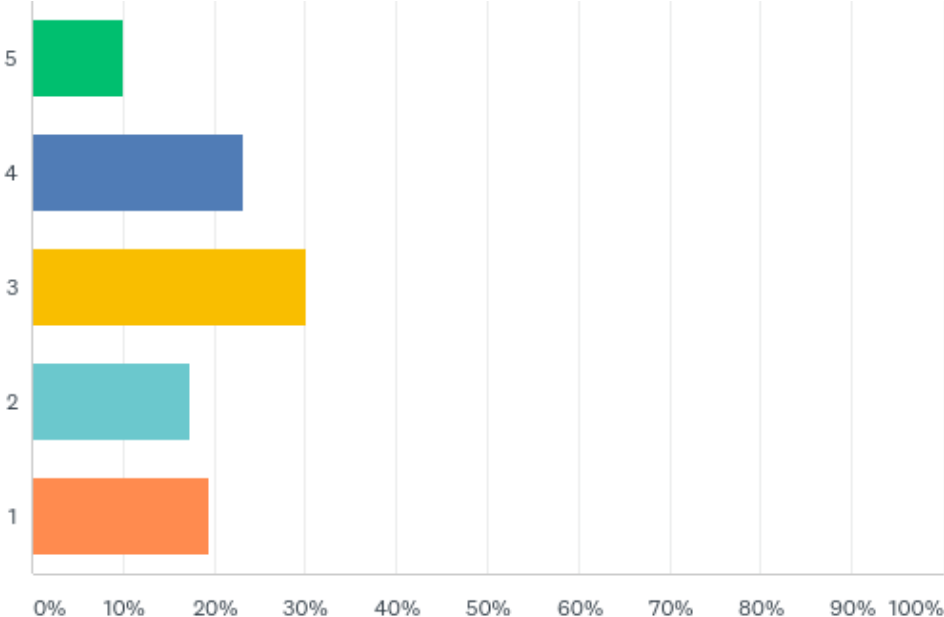
---

Answered: 611 Skipped: 10

ANSWER CHOICES	RESPONSES	
5	8.67%	53
4	20.79%	127
3	32.90%	201
2	16.53%	101
1	21.11%	129
TOTAL		611

# Q23: Social Services (includes Food and Fuel Bank(s))

Answered: 613 Skipped: 8



## Q23: Social Services (includes Food and Fuel Bank(s))

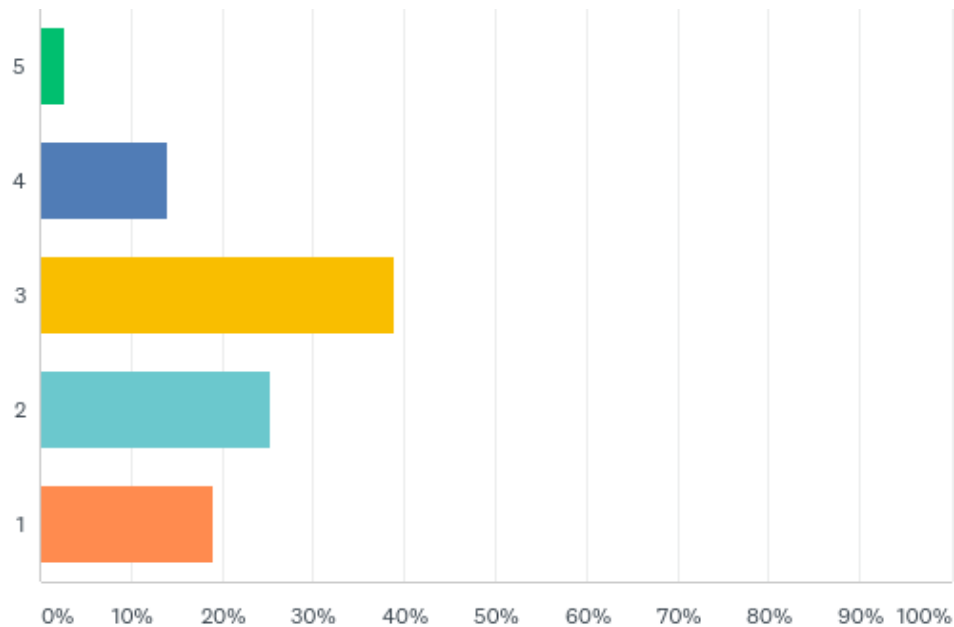
Answered: 613 Skipped: 8

ANSWER CHOICES	RESPONSES	
5	9.95%	61
4	23.16%	142
3	30.18%	185
2	17.29%	106
1	19.41%	119
TOTAL		613



## Q24: Building Department

Answered: 610 Skipped: 11



## Q24: Building Department

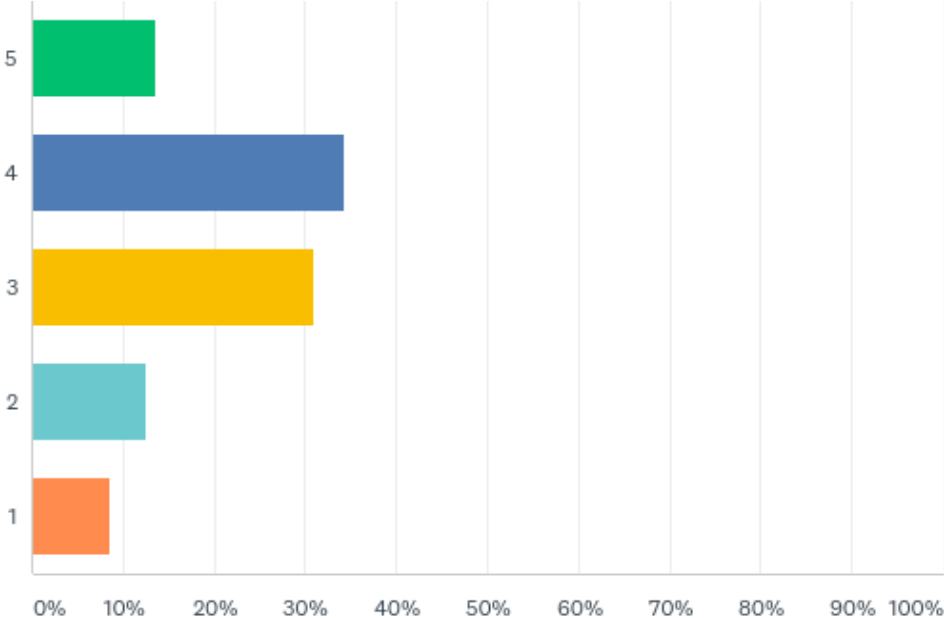
---

Answered: 610 Skipped: 11

ANSWER CHOICES	RESPONSES	
5	2.79%	17
4	13.93%	85
3	38.85%	237
2	25.41%	155
1	19.02%	116
TOTAL		610

# Q25: Public Works

Answered: 612 Skipped: 9



## Q25: Public Works

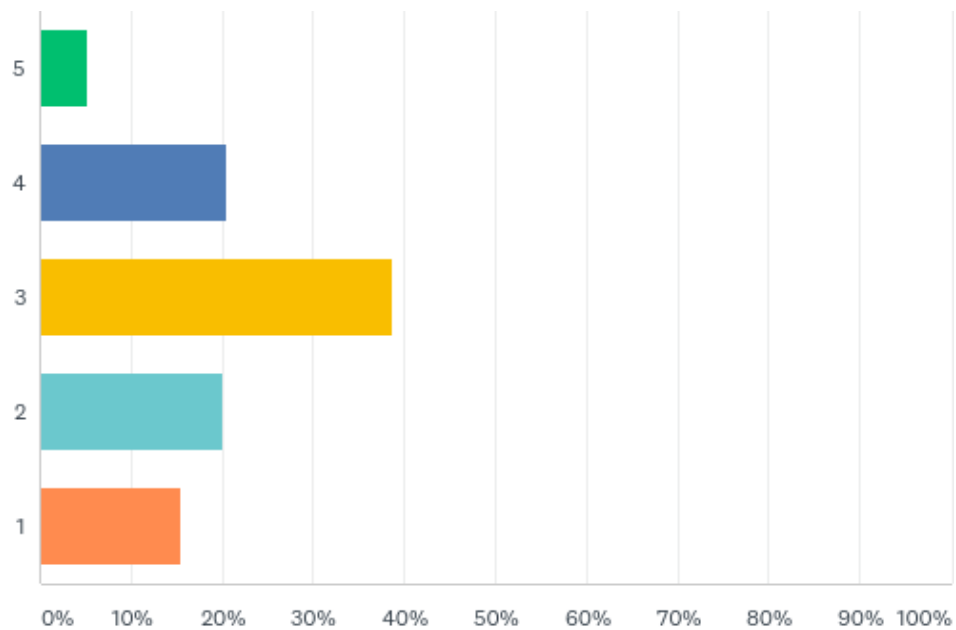
---

Answered: 612 Skipped: 9

ANSWER CHOICES	RESPONSES	
5	13.56%	83
4	34.31%	210
3	31.05%	190
2	12.58%	77
1	8.50%	52
TOTAL		612

## Q26: Town Hall

Answered: 610 Skipped: 11



## Q26: Town Hall

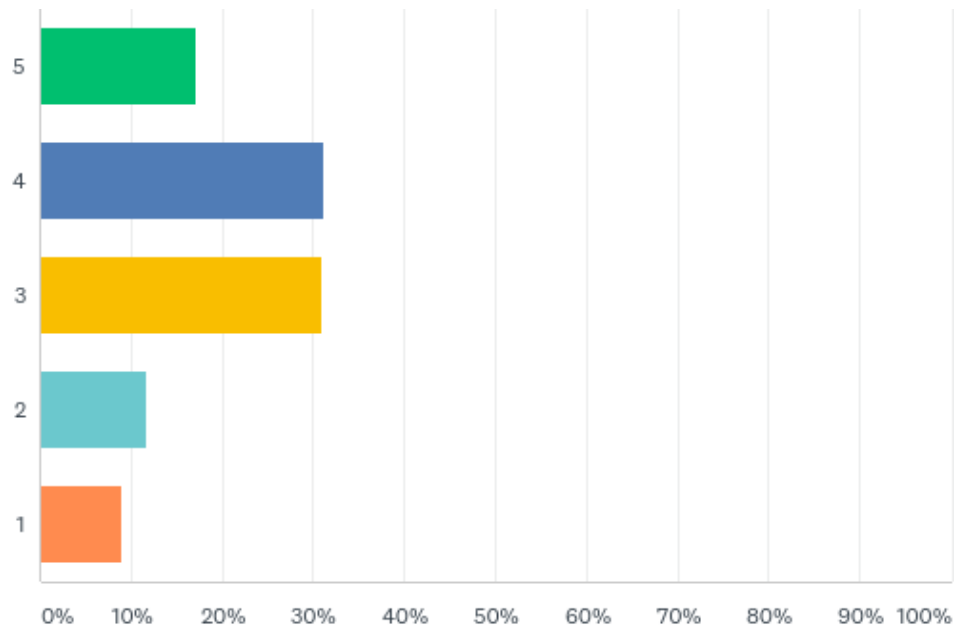
---

Answered: 610 Skipped: 11

ANSWER CHOICES	RESPONSES	
5	5.25%	32
4	20.49%	125
3	38.69%	236
2	20.00%	122
1	15.57%	95
TOTAL		610

## Q27: Recreation Programs

Answered: 615 Skipped: 6



## Q27: Recreation Programs

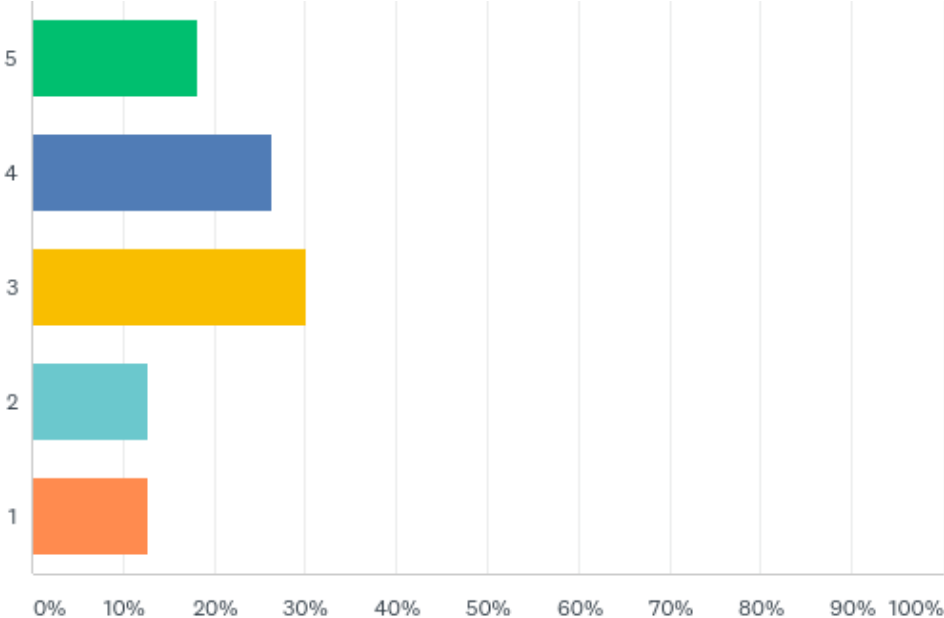
Answered: 615 Skipped: 6

ANSWER CHOICES	RESPONSES	
5	17.07%	105
4	31.22%	192
3	31.06%	191
2	11.71%	72
1	8.94%	55
TOTAL		615



# Q28: Youth Center/Services AHM

Answered: 612 Skipped: 9



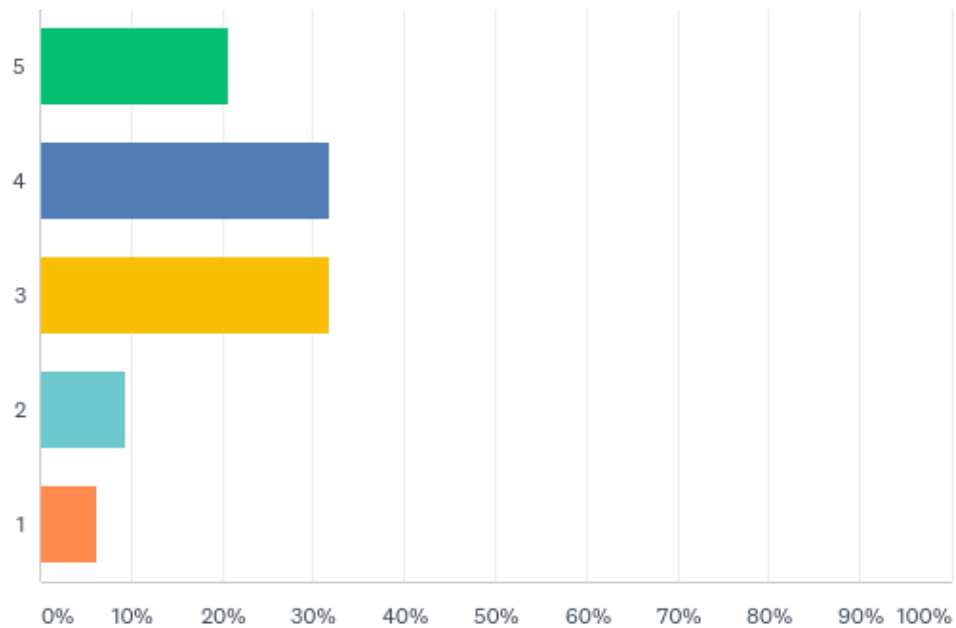
## Q28: Youth Center/Services AHM

Answered: 612 Skipped: 9

ANSWER CHOICES	RESPONSES	
5	18.14%	111
4	26.31%	161
3	30.07%	184
2	12.75%	78
1	12.75%	78
TOTAL		612

## Q29: Library

Answered: 615 Skipped: 6



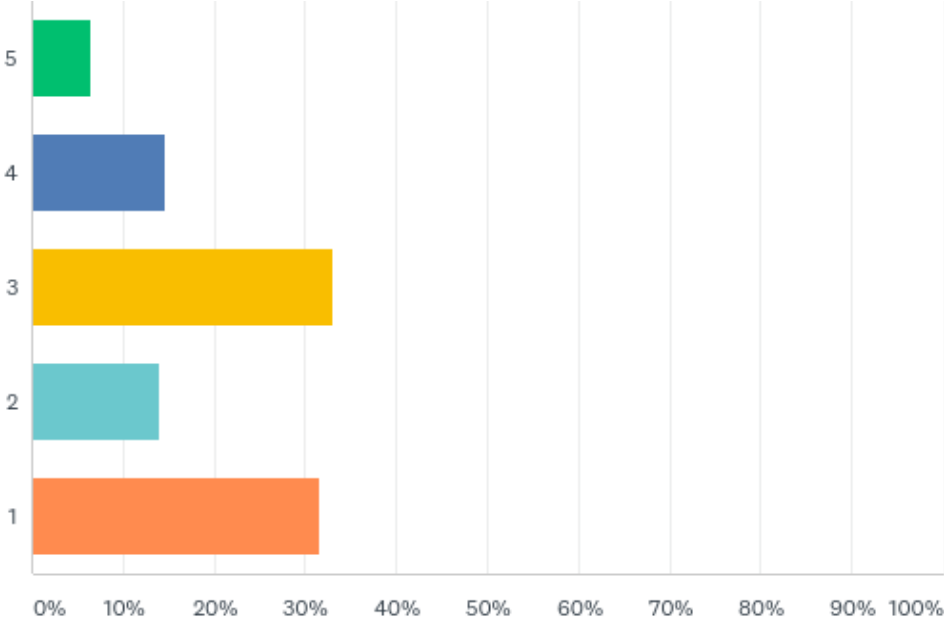
## Q29: Library

Answered: 615 Skipped: 6

ANSWER CHOICES	RESPONSES	
5	20.65%	127
4	31.87%	196
3	31.71%	195
2	9.43%	58
1	6.34%	39
TOTAL		615

# Q30: Sewer and Water

Answered: 613 Skipped: 8



## Q30: Sewer and Water

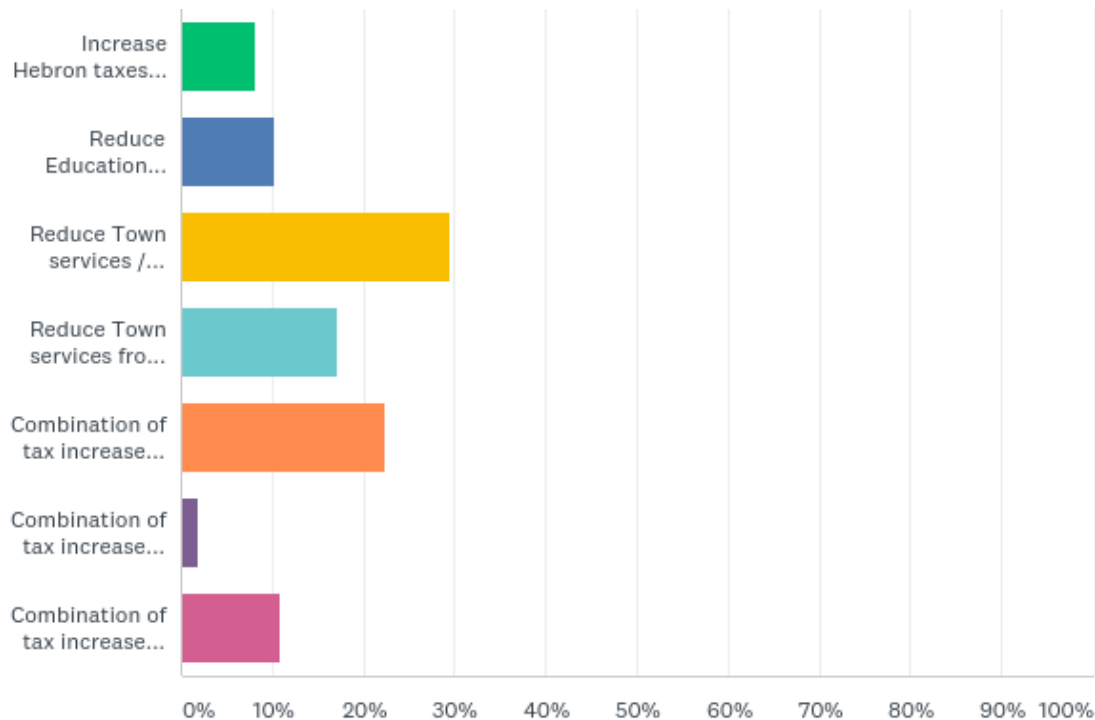
---

Answered: 613 Skipped: 8

ANSWER CHOICES	RESPONSES	
5	6.53%	40
4	14.68%	90
3	33.12%	203
2	14.03%	86
1	31.65%	194
TOTAL		613

# Q31: As many of you know the State of Connecticut reduced funding to the Town of Hebron. Please indicate how these reductions, or future reductions should be handled:

Answered: 618 Skipped: 3



## Q31: As many of you know the State of Connecticut reduced funding to the Town of Hebron. Please indicate how these reductions, or future reductions should be handled:

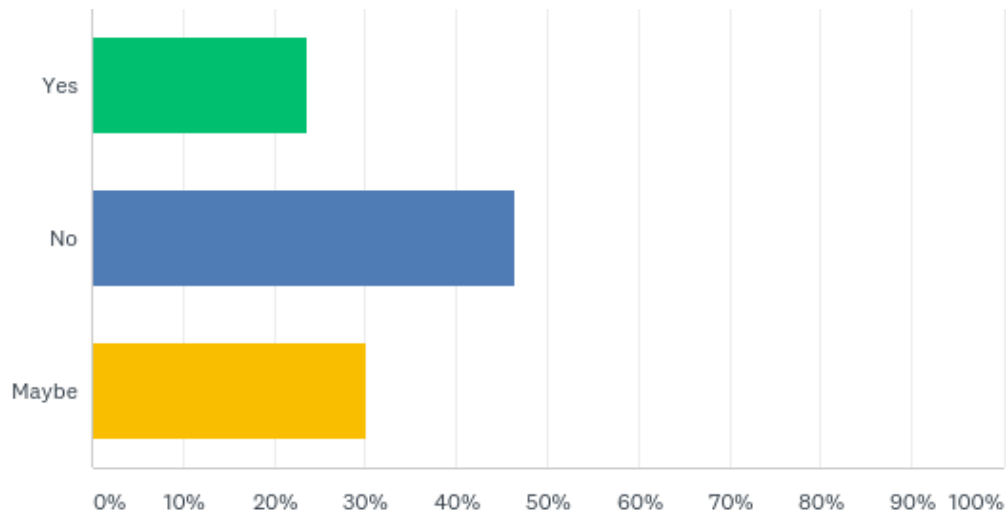
Answered: 618 Skipped: 3

ANSWER CHOICES	RESPONSES	
Increase Hebron taxes to cover reductions from the State	8.25%	51
Reduce Education programming/services from the Education Budget	10.19%	63
Reduce Town services / expenditures from the Town Budget	29.45%	182
Reduce Town services from the Town budget and Education programming/services from the Education Budget	17.15%	106
Combination of tax increase, reduction of Town services / expenditures from the Town Budget	22.33%	138
Combination of tax increase, reduction of Education programming/services from the education budget	1.78%	11
Combination of tax increase, reduction of Town services from the town budget and Education programming/services from the education budget	10.84%	67
<b>TOTAL</b>		<b>618</b>



## Q32: In order to maintain current levels of Town services would you be willing to pay higher taxes to cover any increase in operating costs?

Answered: 619 Skipped: 2



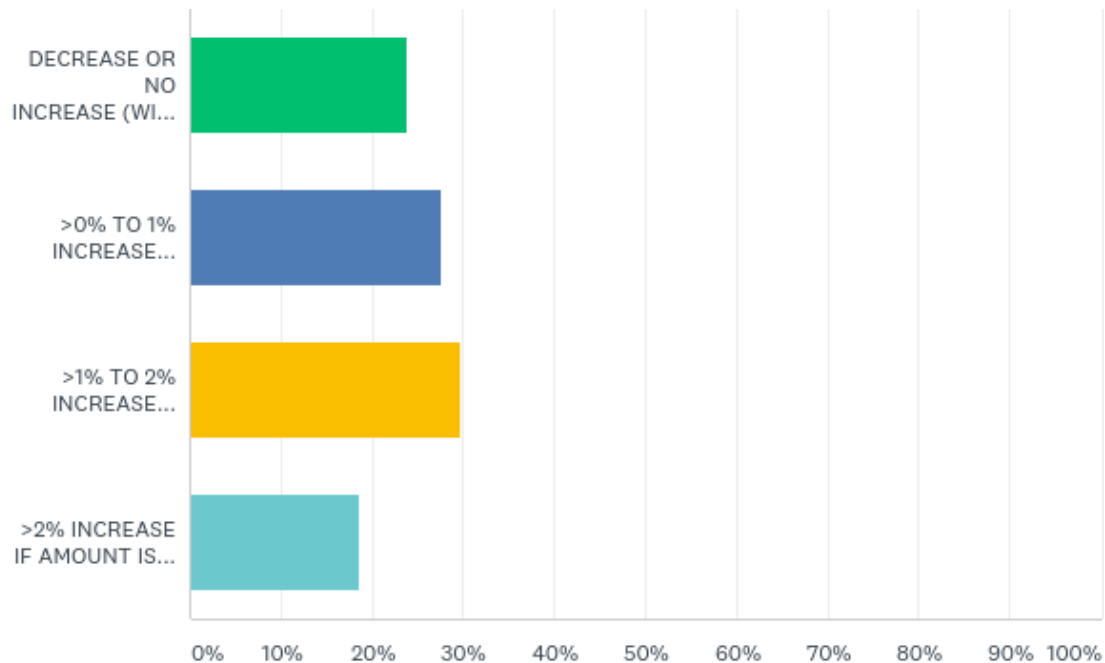
## Q32: In order to maintain current levels of Town services would you be willing to pay higher taxes to cover any increase in operating costs?

Answered: 619 Skipped: 2

ANSWER CHOICES	RESPONSES	
Yes	23.59%	146
No	46.37%	287
Maybe	30.05%	186
TOTAL		619

# Q33: As the cost of most things goes up every year, maintaining current services generally requires an increase in the amount budgeted to pay for them. What percent of tax increase would you find acceptable, given the effect on services.

Answered: 621 Skipped: 0



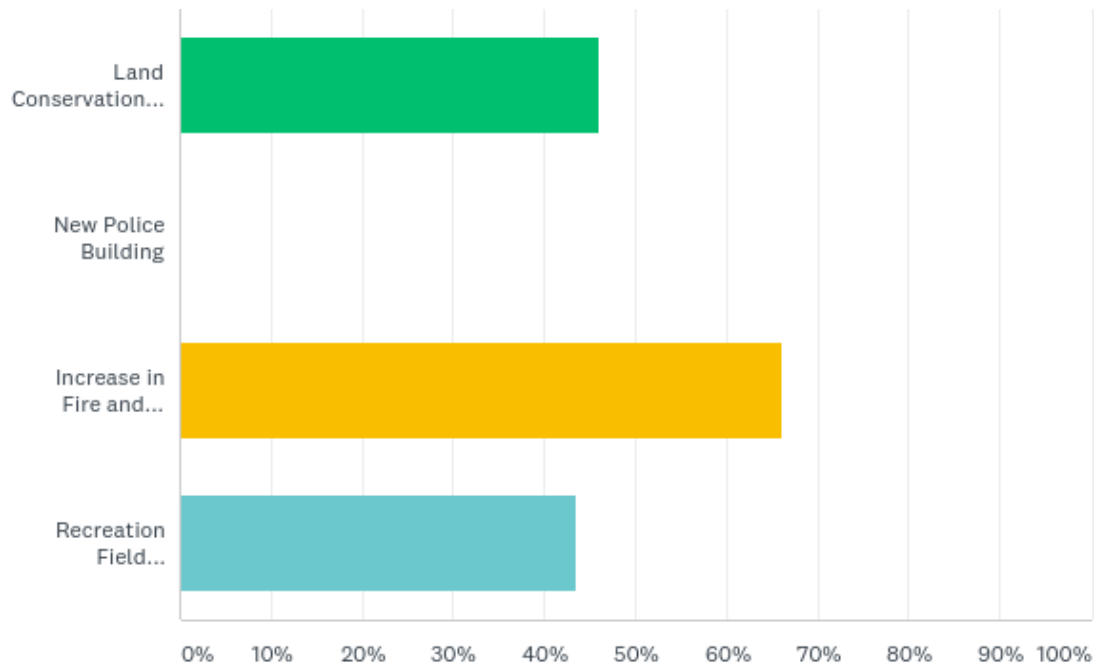
**Q33: As the cost of most things goes up every year, maintaining current services generally requires an increase in the amount budgeted to pay for them. What percent of tax increase would you find acceptable, given the effect on services.**

Answered: 621 Skipped: 0

ANSWER CHOICES	RESPONSES
DECREASE OR NO INCREASE (WILL REDUCE SERVICES)	23.83% 148
>0% TO 1% INCREASE (LIKELY REDUCE SERVICES)	27.70% 172
>1% TO 2% INCREASE (POSSIBLE REDUCTION IN SOME SERVICES)	29.79% 185
>2% INCREASE IF AMOUNT IS NEEDED TO MAINTAIN CURRENT SERVICES OR ADD SERVICES	18.68% 116
TOTAL	621

## Q34: In the future would you support spending for the following? (check all that apply)

Answered: 509 Skipped: 112



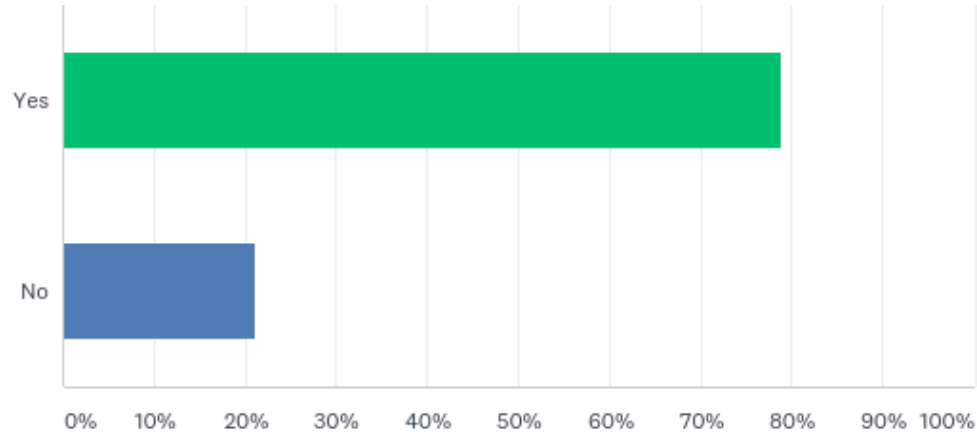
## Q34: In the future would you support spending for the following? (check all that apply)

Answered: 509 Skipped: 112

ANSWER CHOICES	RESPONSES	
Land Conservation/Open Space	45.97%	234
New Police Building	0.00%	0
Increase in Fire and Emergency Medical Services and Infrastructure	66.01%	336
Recreation Field Improvements	43.42%	221
Total Respondents: 509		

## Q35: Did you vote in the last budget referendum

Answered: 620 Skipped: 1



## Q35: Did you vote in the last budget referendum

---

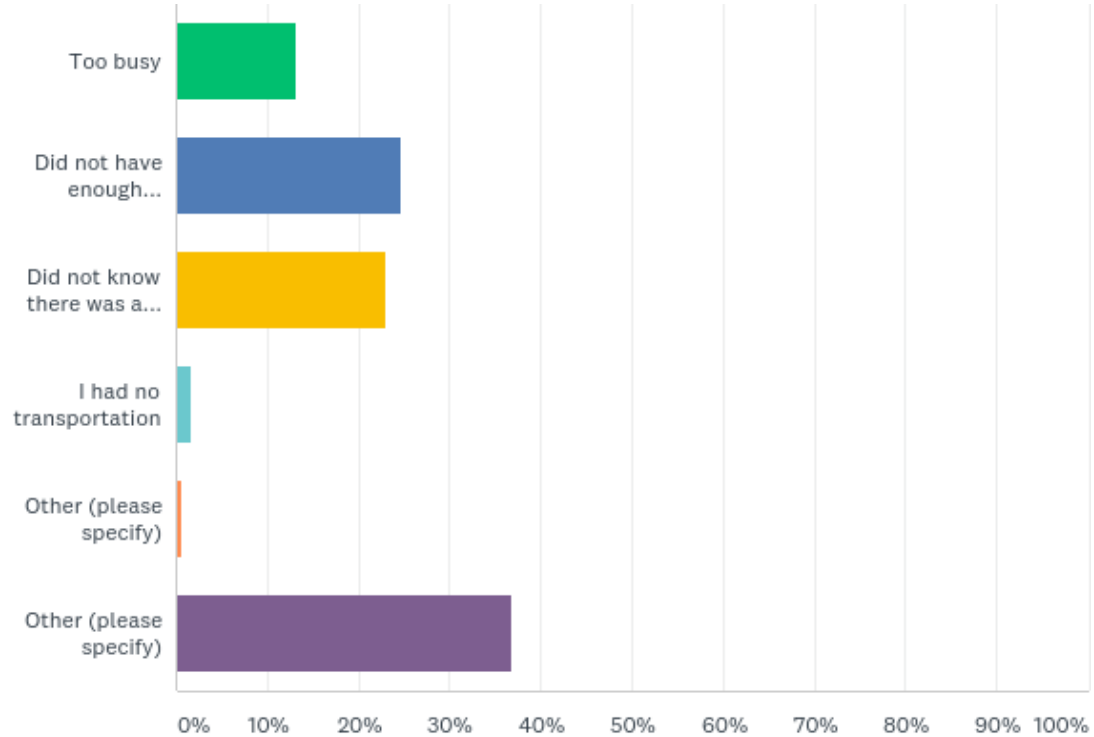
Answered: 620 Skipped: 1

ANSWER CHOICES	RESPONSES	
Yes	78.87%	489
No	21.13%	131
TOTAL		620



## Q36: If you selected "No" please indicate why

Answered: 174 Skipped: 447



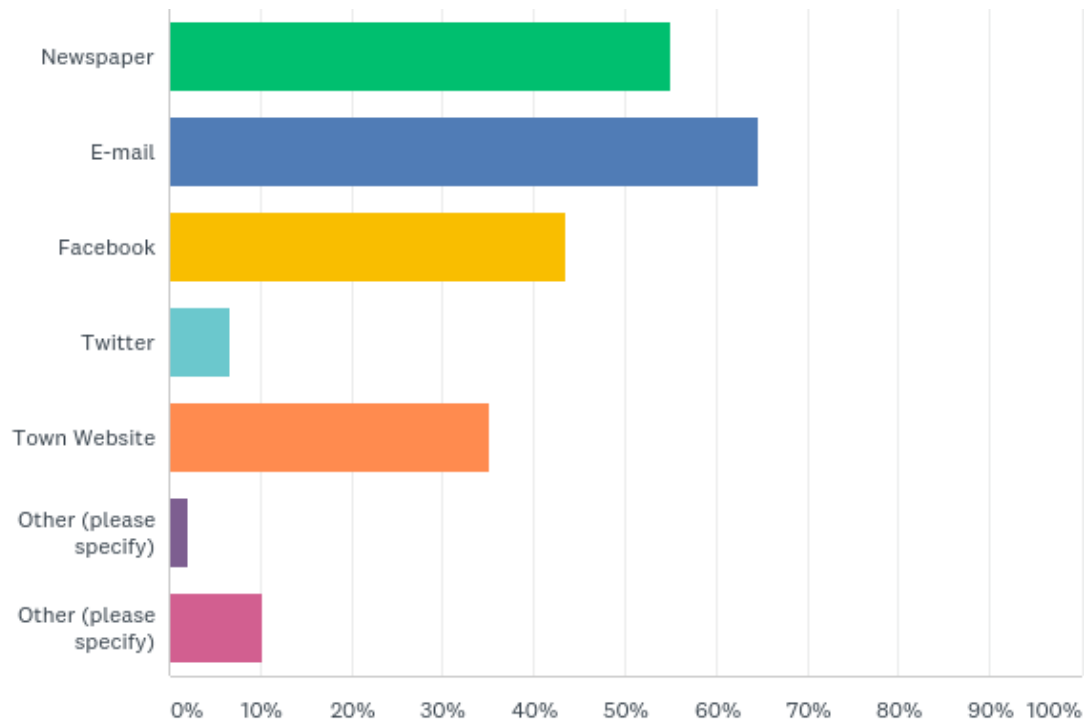
## Q36: If you selected "No" please indicate why

Answered: 174 Skipped: 447

ANSWER CHOICES	RESPONSES	
Too busy	13.22%	23
Did not have enough information	24.71%	43
Did not know there was a referendum	22.99%	40
I had no transportation	1.72%	3
Other (please specify)	0.57%	1
Other (please specify)	36.78%	64
TOTAL		174

## Q38: What is the best way for you to receive town information? (check all that apply)

Answered: 614 Skipped: 7



## Q38: What is the best way for you to receive town information? (check all that apply)

Answered: 614 Skipped: 7

ANSWER CHOICES	RESPONSES	
Newspaper	55.05%	338
E-mail	64.66%	397
Facebook	43.49%	267
Twitter	6.68%	41
Town Website	35.18%	216
Other (please specify)	2.12%	13
Other (please specify)	10.26%	63
Total Respondents: 614		