

Hebron Public Safety Task Force



Presented by: **TFC Daniel Greenwood**
-Hebron Resident Trooper
Andy Tierney
-Hebron Town Manager




Tonight's Goals

Give an overview of Hebron Policing

- Crime Rates in Hebron
- Police Staffing
- Roles and Responsibilities
- Proposed Police Staffing Alternatives





Trooper First Class Dan Greenwood

1994-2014 Firefighter

2004 BS. Fire Investigation (U. of New Haven)

2001 – current Emergency Medical Technician (EMT)


2006-2007 Local Fire Marshal cert. until 2016

1999 State of CT DOC Corrections Officer

2007 January - Connecticut State Police Class #118

2011 Hebron Resident Trooper started in June





Trooper First Class Dan Greenwood

DARE – 40th DARE Class

Enhanced Threat and Risk Assessment – TEEX New York New York

Terrorism Awareness for Emergency First Responders

CT School Security Symposium

Drug Endangered Children

Attended numerous classes/ seminars on school safety and security.

Performed Threat/ Risk Assessments for all schools in Hebron, provided Bozrah Elementary School with a Threat assessment.

Provided training to RHAM, Hebron Schools, Marlborough Schools, assisted Troopers in several communities with training regarding school safety.





Hebron Crime Rates

Andover, Bolton, Colchester, Columbia, Hebron, Lebanon, Marlborough, Glastonbury
2017 and 2018 Offenses

Count of Offense Description	Column Labels							Grand Total
Row Labels	1-Sunday	2-Monday	3-Tuesday	4-Wednesday	5-Thursday	6-Friday	7-Saturday	
Aggravated Assault	6	6	10	4	4	8	7	45
All other Larceny	33	57	63	47	38	50	39	327
All Other Offenses	118	123	169	154	117	139	112	932
Arson		2	1			1		4
Bad Checks			1	1	1			3
Burglary/Breaking & Entering	17	21	20	21	19	24	15	137
Burglary/Breaking and Entering	7	28	28	16	22	21	15	137
Counterfeiting/Forgery	4	8	10	6	8	7	1	44
Credit Card/Automatic Teller Fraud	4	7	6	6	5	7	6	41
Credit Card/Automatic Teller Machine Fraud		3	3	2	2	1		11
Curfew/Loitering/Vagrancy Violations							1	1
Destruction/Damage/Vandalism of Property	31	48	36	13	29	34	31	222
Disorderly Conduct	39	42	34	24	35	33	38	245
Driving Under The Influence	20	12	9	14	16	25	20	116
Drug Equipment Violations	20	20	15	13	19	32	20	139
Drug Narcotic Violations	18	34	14	24	14	28	18	150
Drug/Narcotic Violations	14	13	17	14	33	25	16	132
Embezzlement		2			2	2	2	8
Extortion/Blackmail	1				1			2
False Pretenses/Swindle/Confidence Game	4	10	9	12	11	12	6	64
Family Offenses (Nonviolent)				1				1
Family Offenses, Nonviolent	7	9	6	6	4	7	5	44
Forcible Fondling	1	4	4	3	4	5		21
Forcible Rape		2	3	7	1	4	1	18
Forcible Sodomy			3	1				4
Fraud-Insufficient Funds Check		1		1	2			4
Hacking/Computer						1		1
Hacking/Computer Invasion		2						2
Identity Theft	3	2	3	5	5	6	2	26
Impersonation	2	5	2	5	1		2	17
Intimidation	13	11	20	14	20	16	16	110
Kidnap/Abduction	1					1	1	3
Kidnaping/Abduction	2			1		1		4
Liquor Law Violations			1		1	2	1	5
Motor Vehicle Theft	17	31	19	26	18	26	23	160
Murder and Non-negligent Manslaughter			1			2	1	4
Operating under the Influence	45	25	29	32	36	46	54	267
Pornography Obscene Material				1	1	2	1	5
Pornography/Obscene Material	2	2	3	2	2	2		13
Robbery	1	1	5	3	1	2	6	19
Runaway		1					1	2
Sexual Assault with an Object	1	2						3
Shoplifting	13	18	21	21	18	14	18	123
Simple Assault	38	32	32	35	21	25	38	221
Statutory Rape		1		2	1			4
Stolen Property Offenses	1		1	1	3		3	9
Theft From Building	9	18	30	19	24	17	14	131
Theft From Motor Vehicle	35	50	65	66	36	74	36	362
Theft From Vehicle	1	8	2	5	1	3	3	23
Theft of Motor Vehicle Parts/Accessories	12	7	17	10	5	13	5	69
Theft of MV Parts or Accessories		1	1					2
Trespass of Real Property		1	2			5	3	11
Weapon Law Violations	2	2	2	4	6	6	1	23
Welfare Fraud					1			1
Wire Fraud	2	3	4	3	2	1	1	16
Grand Total	544	675	721	645	590	730	583	4488



Hebron Crime Rates

*Hebron
2017 and 2018 Offenses*

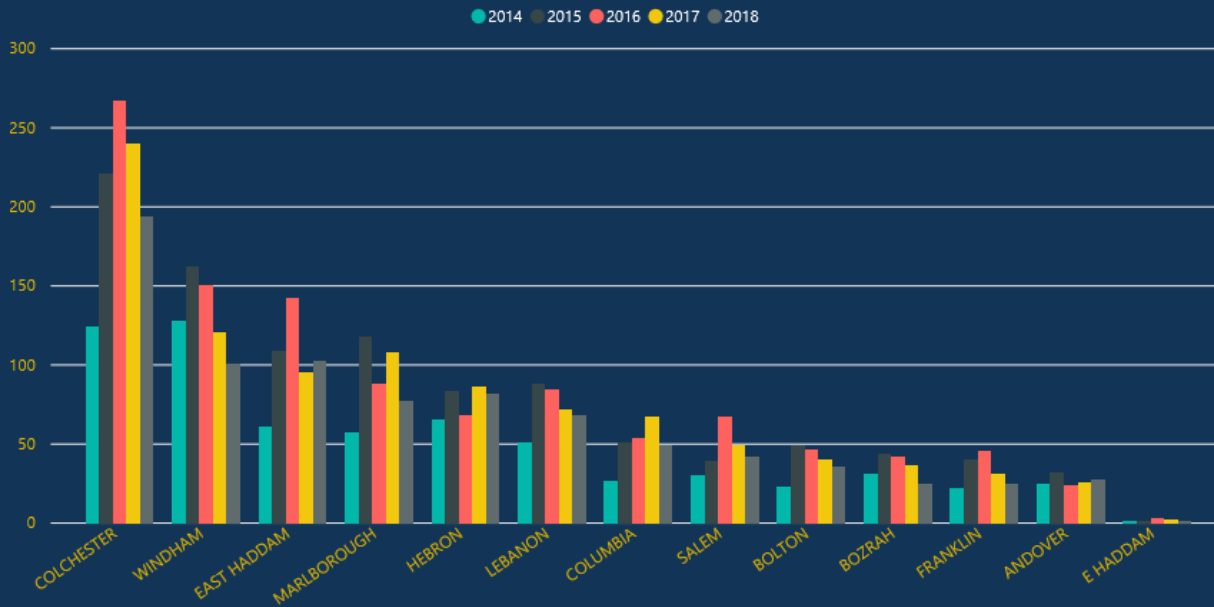
Count of Offense Description Row Labels	Column Labels							Grand Total
	1-Sunday	2-Monday	3-Tuesday	4-Wednesday	5-Thursday	6-Friday	7-Saturday	
Aggravated Assault		1	1			3		5
All other Larceny	5	2	8	2	5	7	4	33
All Other Offenses	9	5	6	3	7	6	7	43
Burglary/Breaking and Entering	2	1	1		4	4	2	14
Counterfeiting/Forgery					1			1
Credit Card/Automatic Teller Machine Fraud		1		1				2
Curfew/Loitering/Vagrancy Violations							1	1
Destruction/Damage/Vandalism of Property	4	3	4		3	2	5	21
Disorderly Conduct	4	9	6	5	2	5	3	34
Drug Equipment Violations	1	1			1	2		5
Drug Narcotic Violations	2	3	1	1	1	4	1	13
Family Offenses, Nonviolent		1	1	1	1		1	5
Forcible Fondling			2					2
Forcible Rape			1			1		2
Intimidation			1	1	1	1		4
Motor Vehicle Theft	2	4	2	1	1			10
Operating under the Influence	9	3	2	4	2	1	8	29
Pornography Obscene Material				1			1	2
Runaway		1					1	2
Simple Assault	1	5	3	4	3	1	1	18
Theft From Building	1	2	5		3	1		12
Theft From Vehicle	1	3		1		1		6
Weapon Law Violations				1		1		2
Grand Total	41	45	44	26	35	40	35	266



Hebron Crime Rates



Specific Offenses by Town and Year



City	2014	2015	2016	2017	2018	Total
ANDOVER	25	32	24	26	28	135
BOLTON	23	49	47	40	36	195
BOZRAH	31	44	42	37	25	179
COLCHESTER	124	221	267	240	194	1046
COLUMBIA	27	51	54	67	49	248
E HADDAM	1	1	3	2	1	8
EAST HADDAM	61	109	142	95	103	510
FRANKLIN	22	40	46	31	25	164
HEBRON	66	84	68	86	82	386
LEBANON	51	88	85	72	68	364
MARLBOROUGH	57	118	88	108	77	448
SALEM	30	39	67	49	42	227
WINDHAM	128	162	151	121	101	663
Total	646	1038	1084	974	831	4573

Select Offense(s) - Ctrl click for additional



Select All	All other Larceny	Burglary/Breaki... and Entering	Disorderly Conduct	Drug Equipment Violations	Drunkness	Forcible Rape	Motor Vehicle Theft	Robbery
Aggravated Assault	Arson	Destruction/Da... of Property	Drug Endangered Child	Drug Narcotic Violations	Forcible Fondling	Forcible Sodomy	Operating under the Influence	Shoplifting



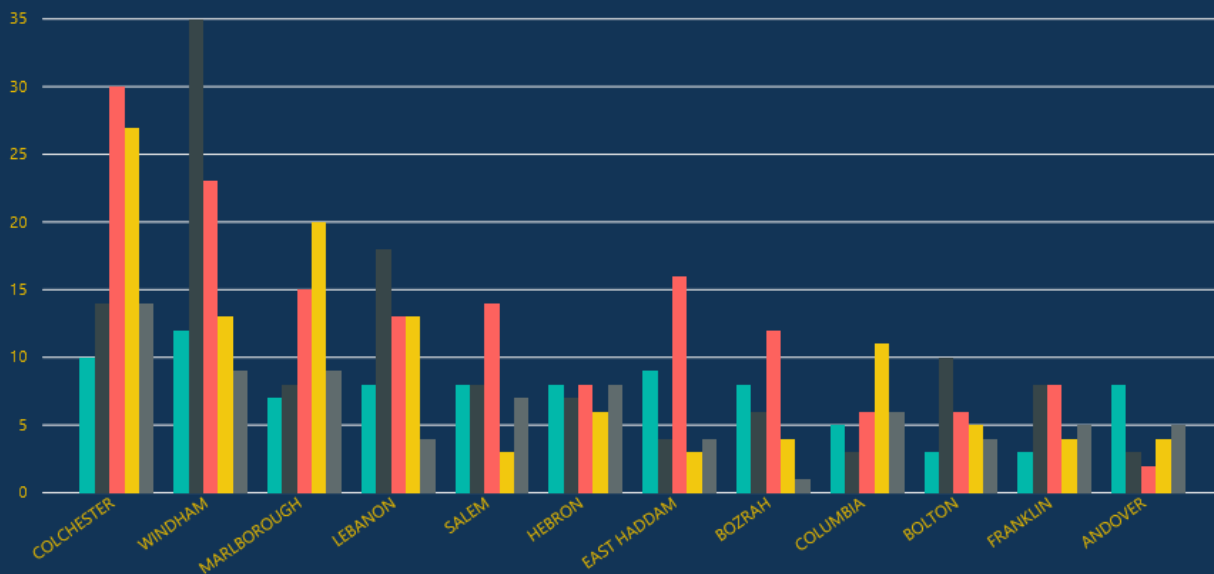


Hebron Crime Rates



Specific Offenses by Town and Year

● 2014 ● 2015 ● 2016 ● 2017 ● 2018



City	2014	2015	2016	2017	2018	Total
ANDOVER	8	3	2	4	5	22
BOLTON	3	10	6	5	4	28
BOZRAH	8	6	12	4	1	31
COLCHESTER	10	14	30	27	14	95
COLUMBIA	5	3	6	11	6	31
EAST HADDAM	9	4	16	3	4	36
FRANKLIN	3	8	8	4	5	28
HEBRON	8	7	8	6	8	37
LEBANON	8	18	13	13	4	56
MARLBOROUGH	7	8	15	20	9	59
SALEM	8	8	14	3	7	40
WINDHAM	12	35	23	13	9	92
Total	89	124	153	113	76	555

Select Offense(s) - Ctrl click for additional



Select All	All other Larceny	Burglary/Breaki... and Entering	Disorderly Conduct	Drug Equipment Violations	Drunkness	Forcible Rape	Motor Vehicle Theft	Robbery
Aggravated Assault	Arson	Destruction/Da... of Property	Drug Endangered Child	Drug Narcotic Violations	Forcible Fondling	Forcible Sodomy	Operating under the Influence	Shoplifting

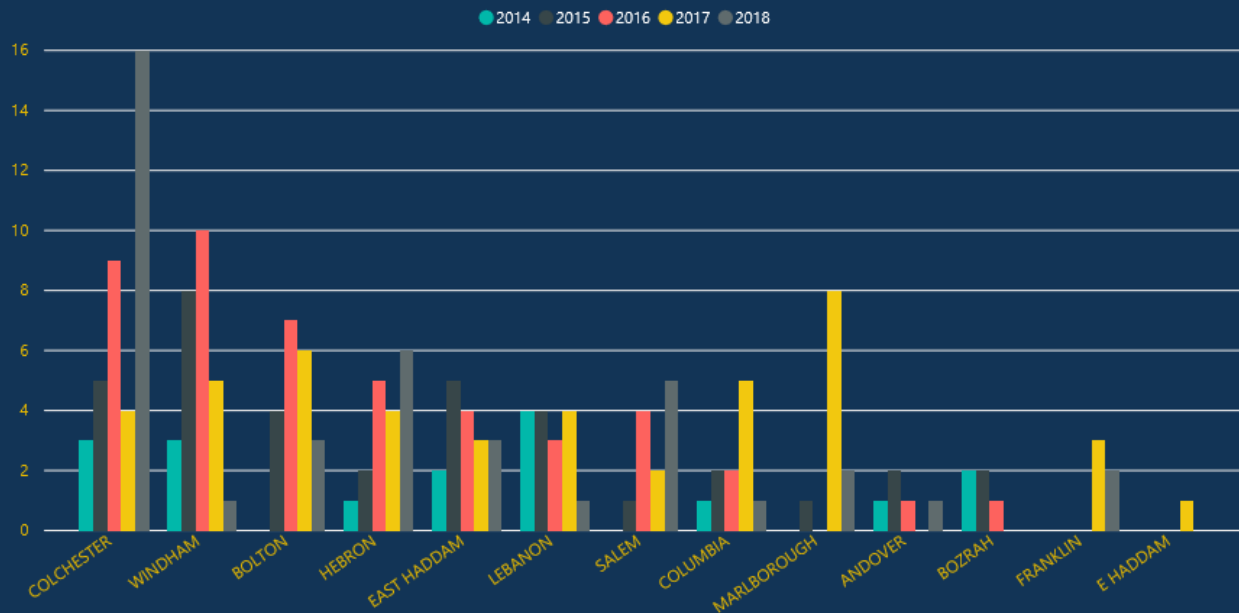




Hebron Crime Rates



Specific Offenses by Town and Year



City	2014	2015	2016	2017	2018	Total
ANDOVER	1	2	1		1	5
BOLTON		4	7	6	3	20
BOZRAH	2	2	1			5
COLCHESTER	3	5	9	4	16	37
COLUMBIA	1	2	2	5	1	11
E HADDAM				1		1
EAST HADDAM	2	5	4	3	3	17
FRANKLIN				3	2	5
HEBRON	1	2	5	4	6	18
LEBANON	4	4	3	4	1	16
MARLBOROUGH			1	8	2	11
SALEM		1	4	2	5	12
WINDHAM	3	8	10	5	1	27
Total	17	36	46	45	41	185

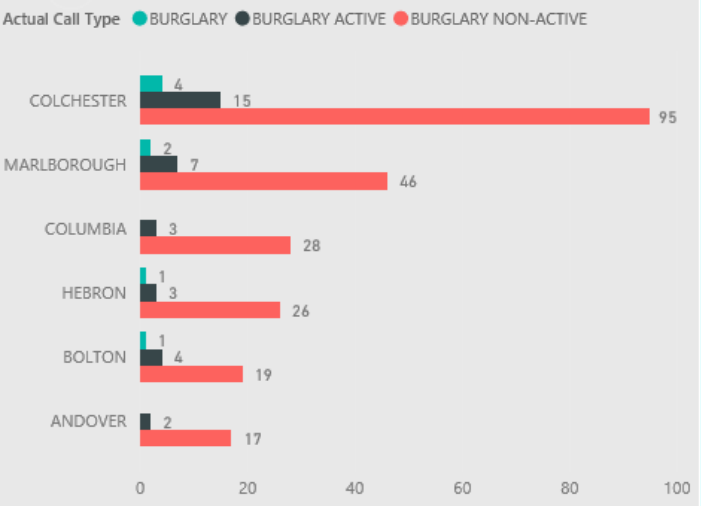
Select Offense(s) - Ctrl click for additional

Disorderly Conduct	Drug Equipment Violations	Drunkenness	Forcible Rape	Motor Vehicle Theft	Robbery	Simple Assault	SUICIDE	Theft From Coin Operated Device
Drug Endangered Child	Drug Narcotic Violations	Forcible Fondling	Forcible Sodomy	Operating under the Influence	Shoplifting	Statutory Rape	Theft From Building	Theft From Vehicle

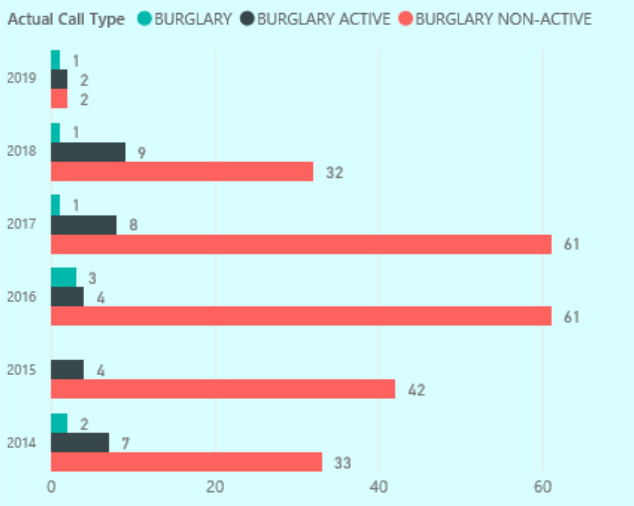


Hebron Crime Rates

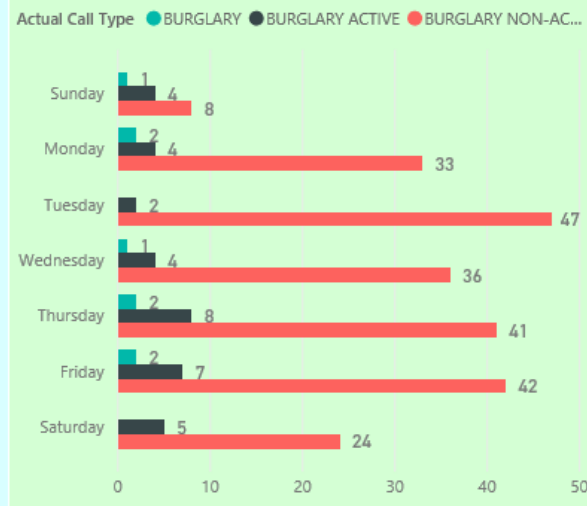
BURGLARIES BY TOWN



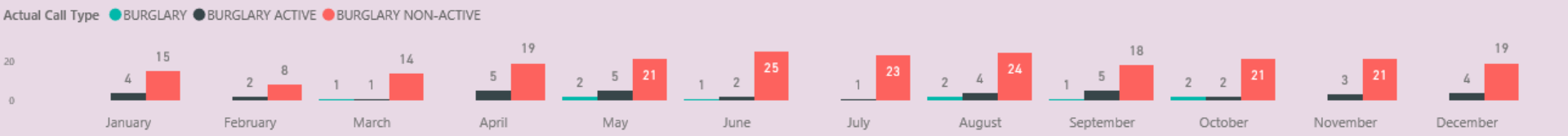
BURGLARIES BY YEAR



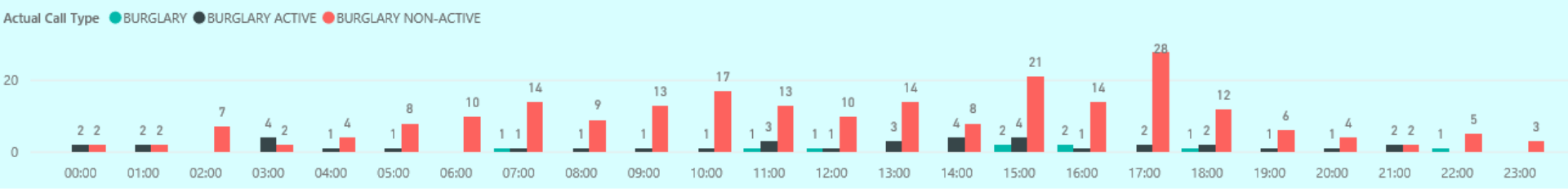
BURGLARIES BY DAY OF WEEK



BURGLARIES BY MONTH



TIME BURGLARY OCCURRED

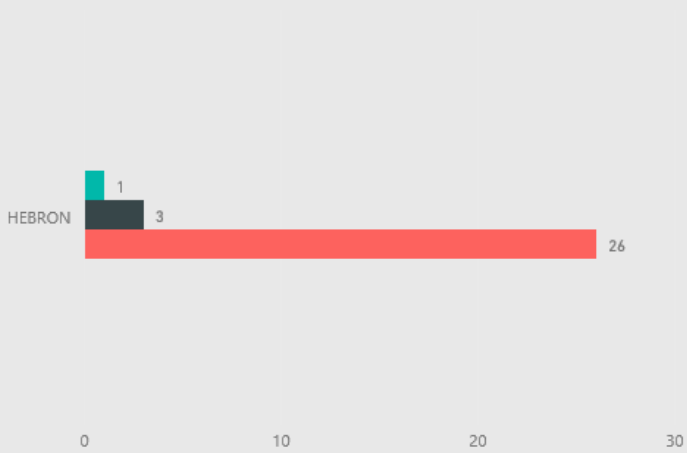




Hebron Crime Rates

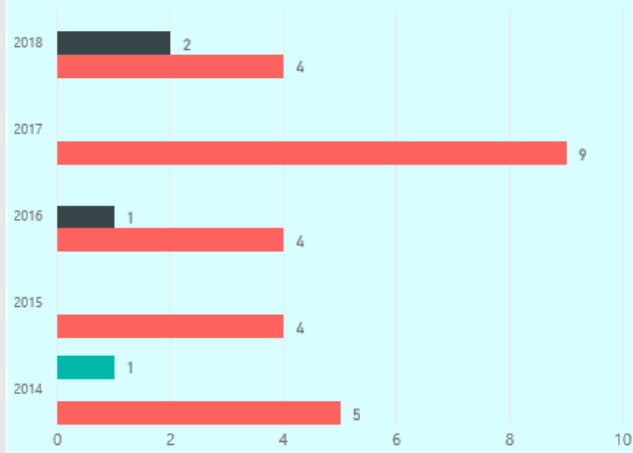
BURGLARIES BY TOWN

Actual Call Type ● BURGLARY ● BURGLARY ACTIVE ● BURGLARY NON-ACTIVE



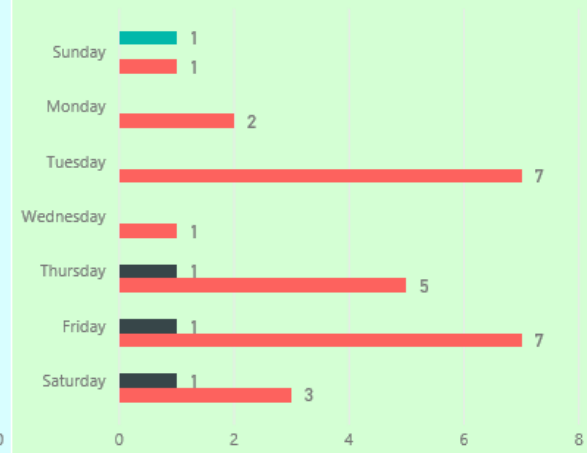
BURGLARIES BY YEAR

Actual Call Type ● BURGLARY ● BURGLARY ACTIVE ● BURGLARY NON-ACTIVE



BURGLARIES BY DAY OF WEEK

Actual Call Type ● BURGLARY ● BURGLARY ACTIVE ● BURGLARY NON-ACTIVE



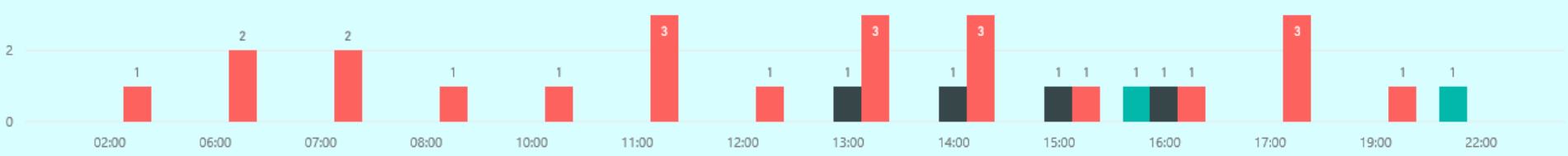
BURGLARIES BY MONTH

Actual Call Type ● BURGLARY ● BURGLARY ACTIVE ● BURGLARY NON-ACTIVE



TIME BURGLARY OCCURRED

Actual Call Type ● BURGLARY ● BURGLARY ACTIVE ● BURGLARY NON-ACTIVE





Hebron Crime Rates

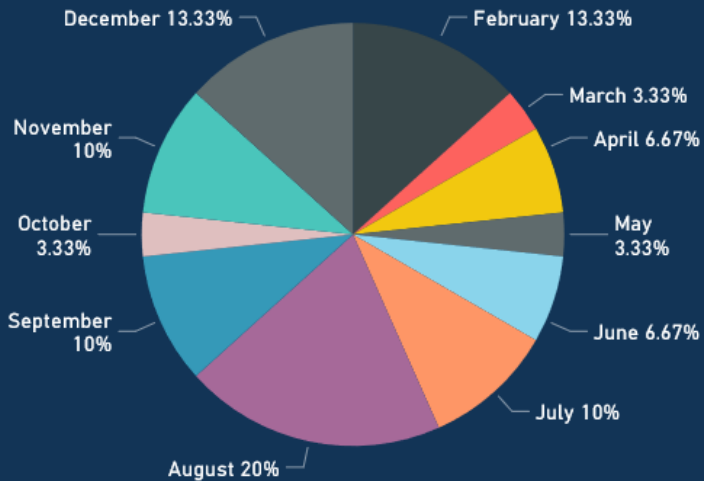


Burglary Statistics

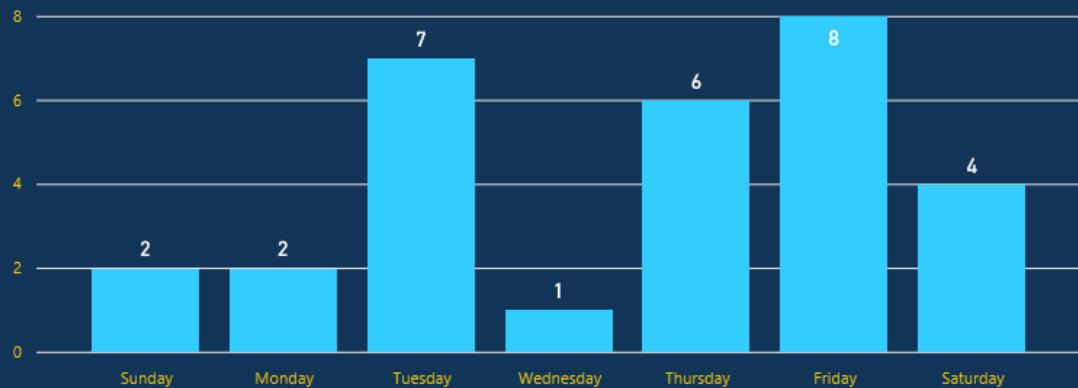
City/ Town

HEBRON

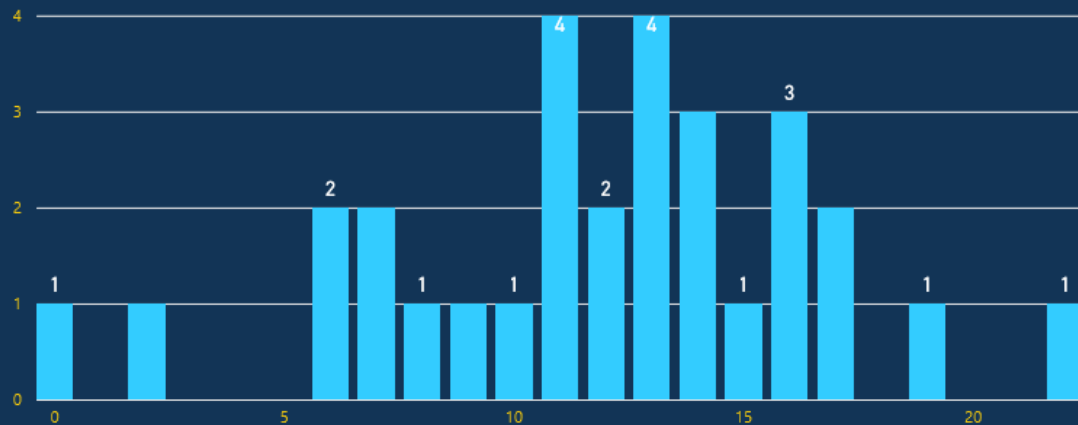
Burglaries by Month



Burglaries by Day of Week



Burglaries by Hour of Day





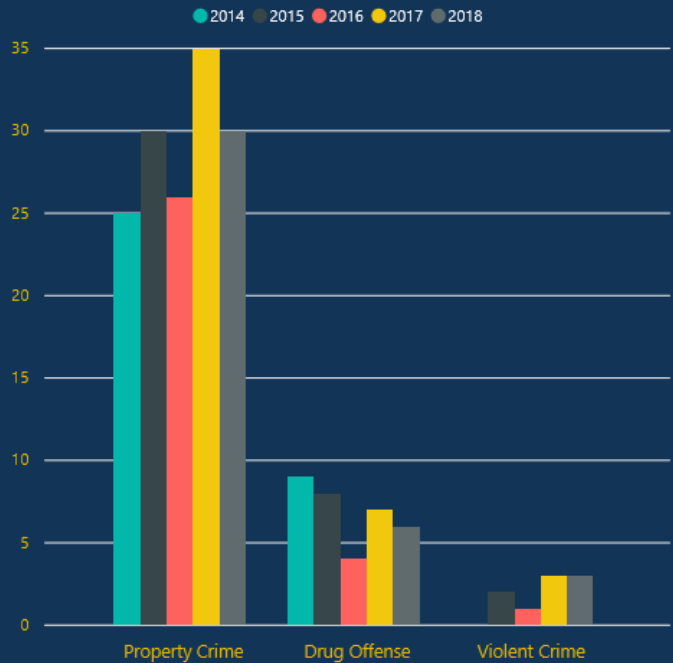
Hebron Crime Rates



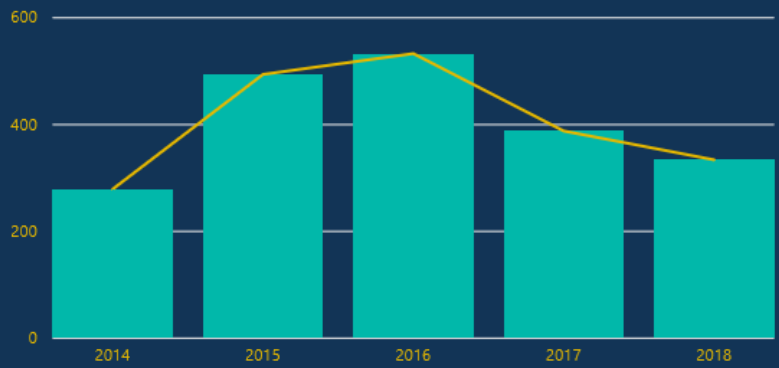
Crimes by Type

Number of Incidents by Offense Type and Year

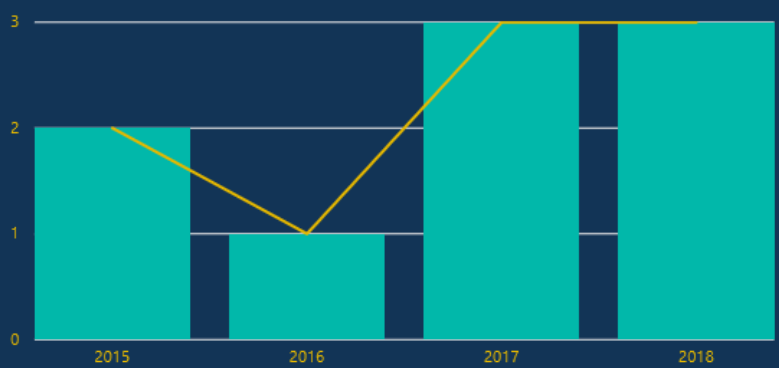
- Select All
- ANDOVER
- BOLTON
- BOZRAH
- COLCHESTER
- COLUMBIA
- E HADDAM
- EAST HADDAM
- FRANKLIN
- HEBRON
- LEBANON
- MARLBOROUGH
- SALEM
- WINDHAM



Property Crime



Violent Crimes



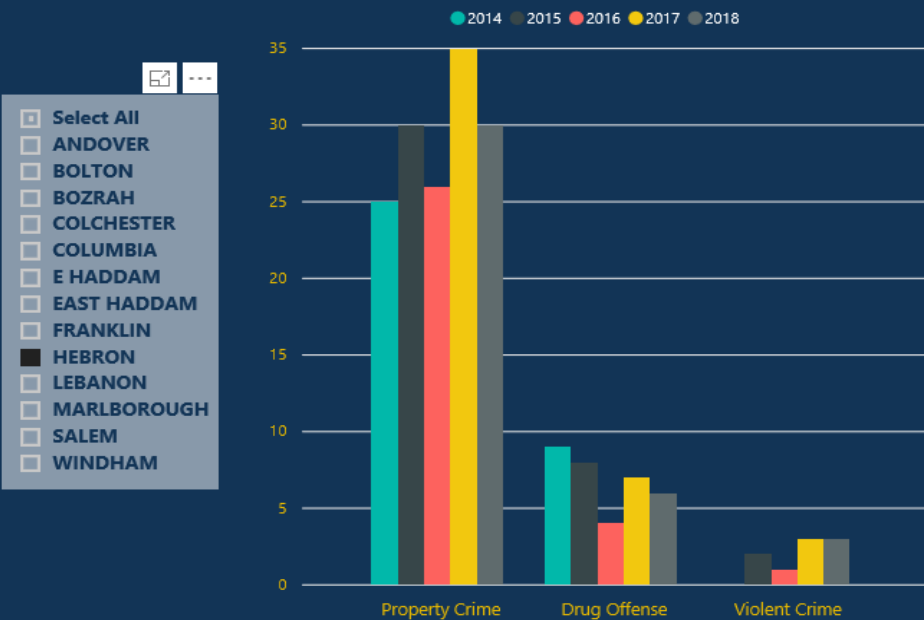


Hebron Crime Rates



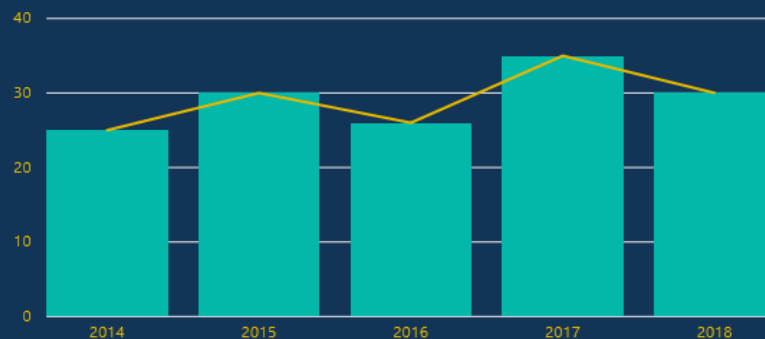
Crimes by Type

Number of Incidents by Offense Type and Year

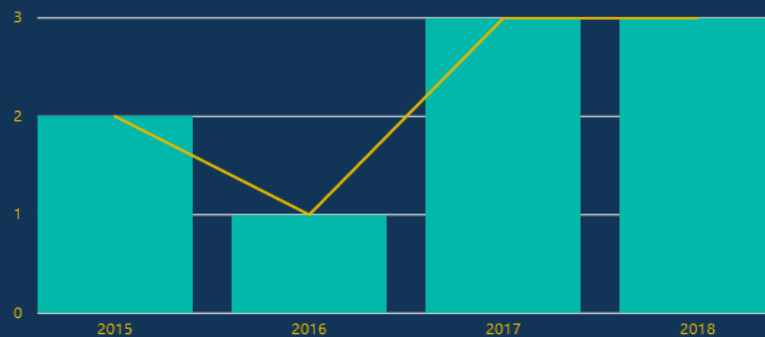


- Select All
- ANDOVER
- BOLTON
- BOZRAH
- COLCHESTER
- COLUMBIA
- E HADDAM
- EAST HADDAM
- FRANKLIN
- HEBRON
- LEBANON
- MARLBOROUGH
- SALEM
- WINDHAM

Property Crime



Violent Crimes





Hebron Crime Rates



Calls for Service by Town





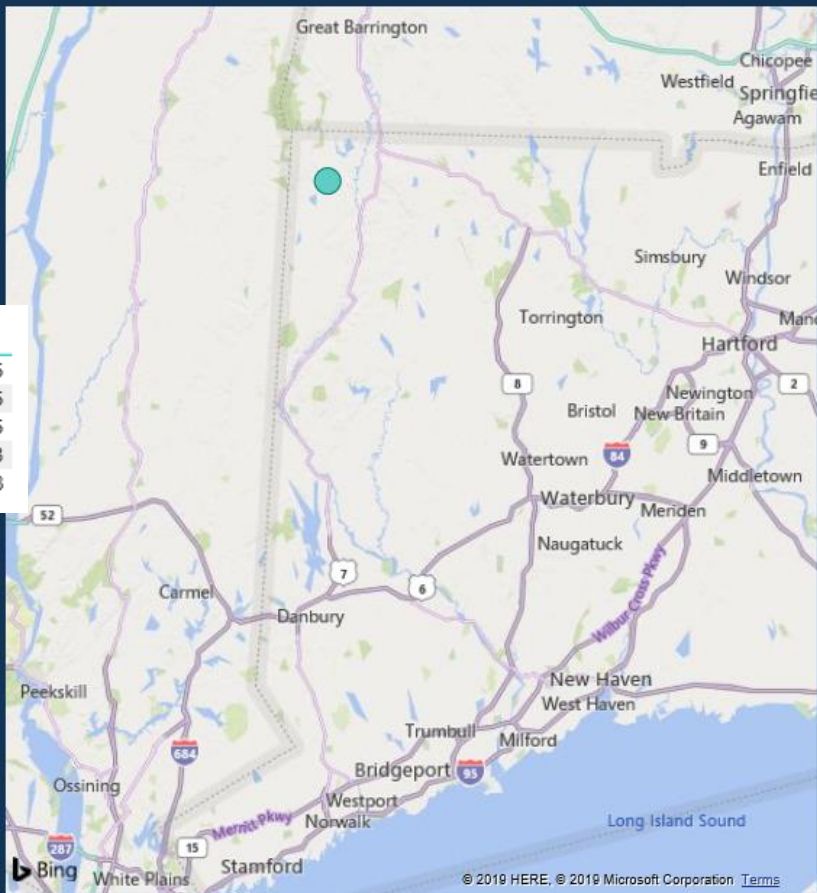
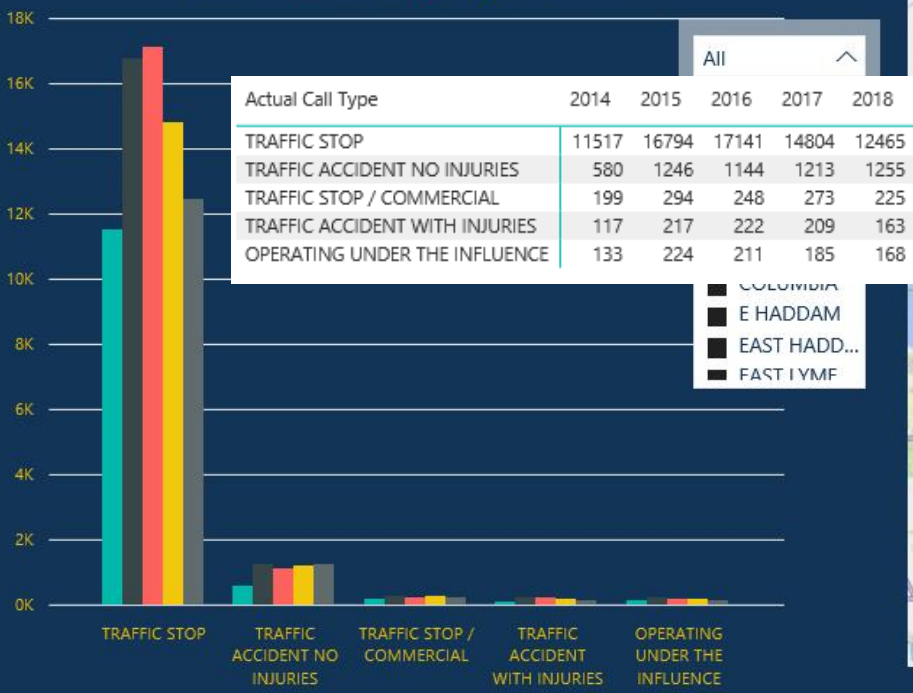
Hebron Crime Rates



Traffic Incidents by Type

Traffic Incidents by Type and Year

Received Year ● 2014 ● 2015 ● 2016 ● 2017 ● 2018





Hebron Crime Rates

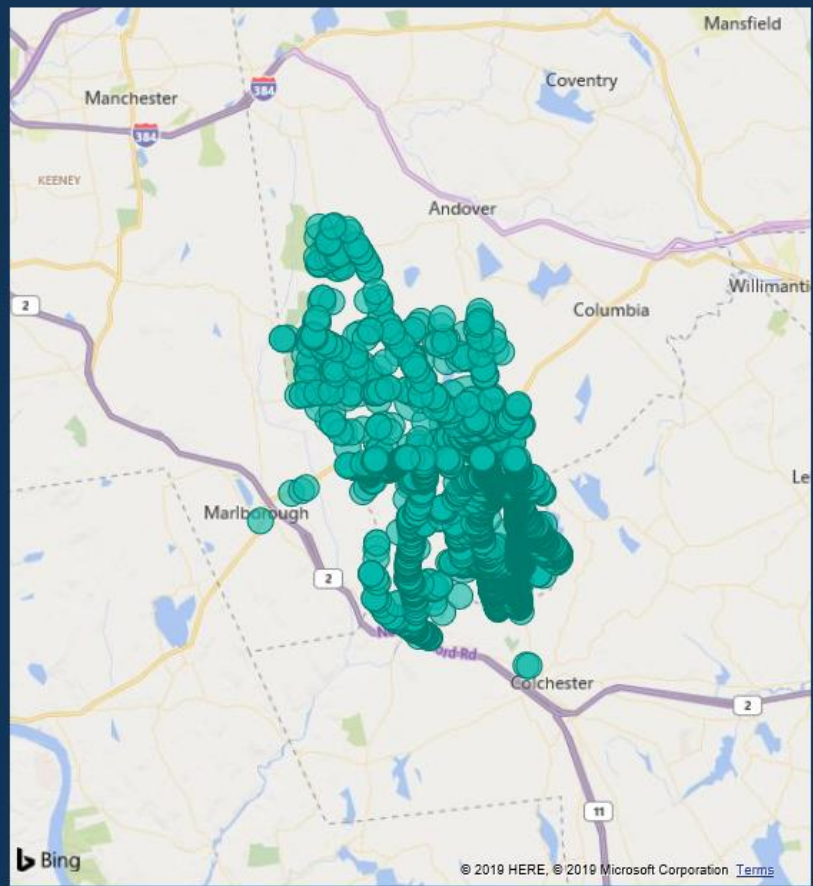
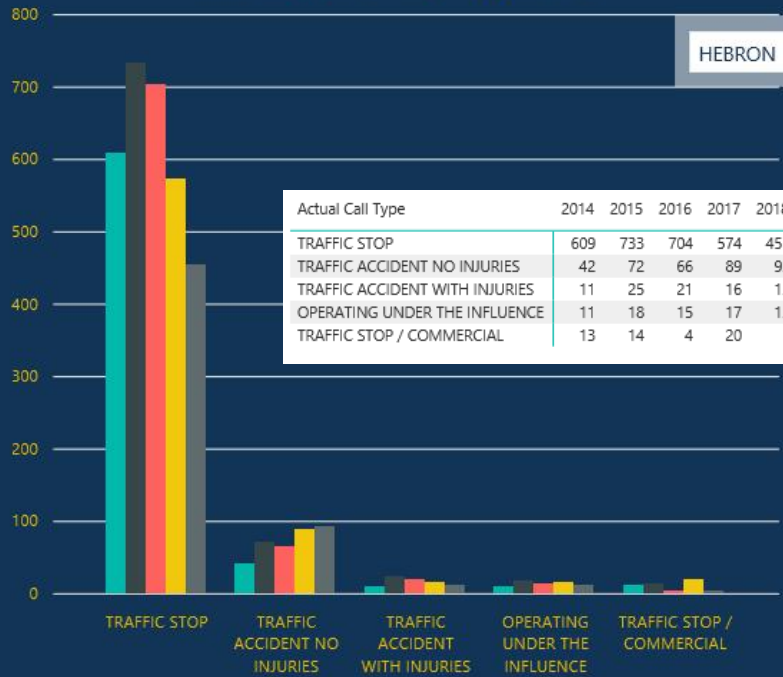


Traffic Incidents by Type

Traffic Incidents by Type and Year

Received Year ● 2014 ● 2015 ● 2016 ● 2017 ● 2018

HEBRON



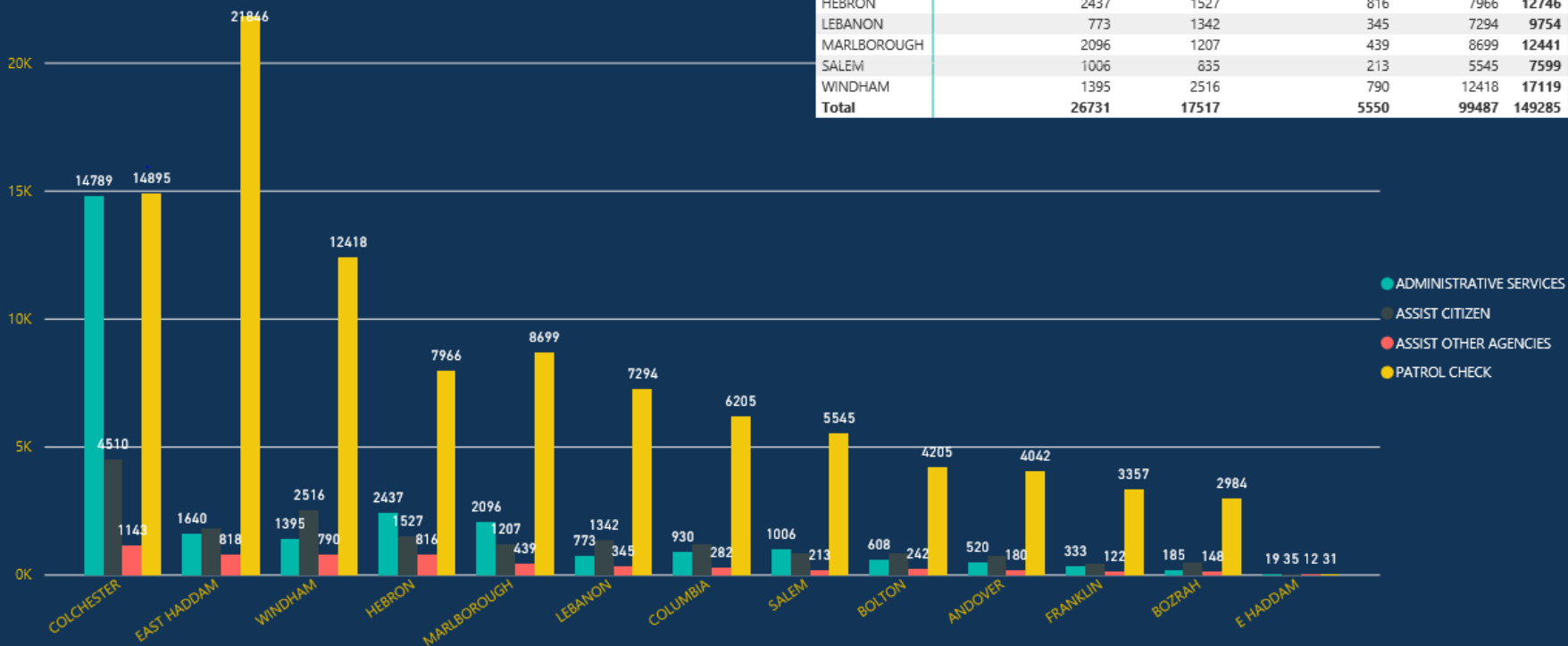


Hebron Crime Rates



Administrative and Other Duties

City	ADMINISTRATIVE SERVICES	ASSIST CITIZEN	ASSIST OTHER AGENCIES	PATROL CHECK	Total
ANDOVER	520	728	180	4042	5470
BOLTON	608	865	242	4205	5920
BOZRAH	185	473	148	2984	3790
COLCHESTER	14789	4510	1143	14895	35337
COLUMBIA	930	1221	282	6205	8638
E HADDAM	19	35	12	31	97
EAST HADDAM	1640	1819	818	21846	26123
FRANKLIN	333	439	122	3357	4251
HEBRON	2437	1527	816	7966	12746
LEBANON	773	1342	345	7294	9754
MARLBOROUGH	2096	1207	439	8699	12441
SALEM	1006	213	1006	5545	7599
WINDHAM	1395	790	2516	12418	17119
Total	26731	17517	5550	99487	149285

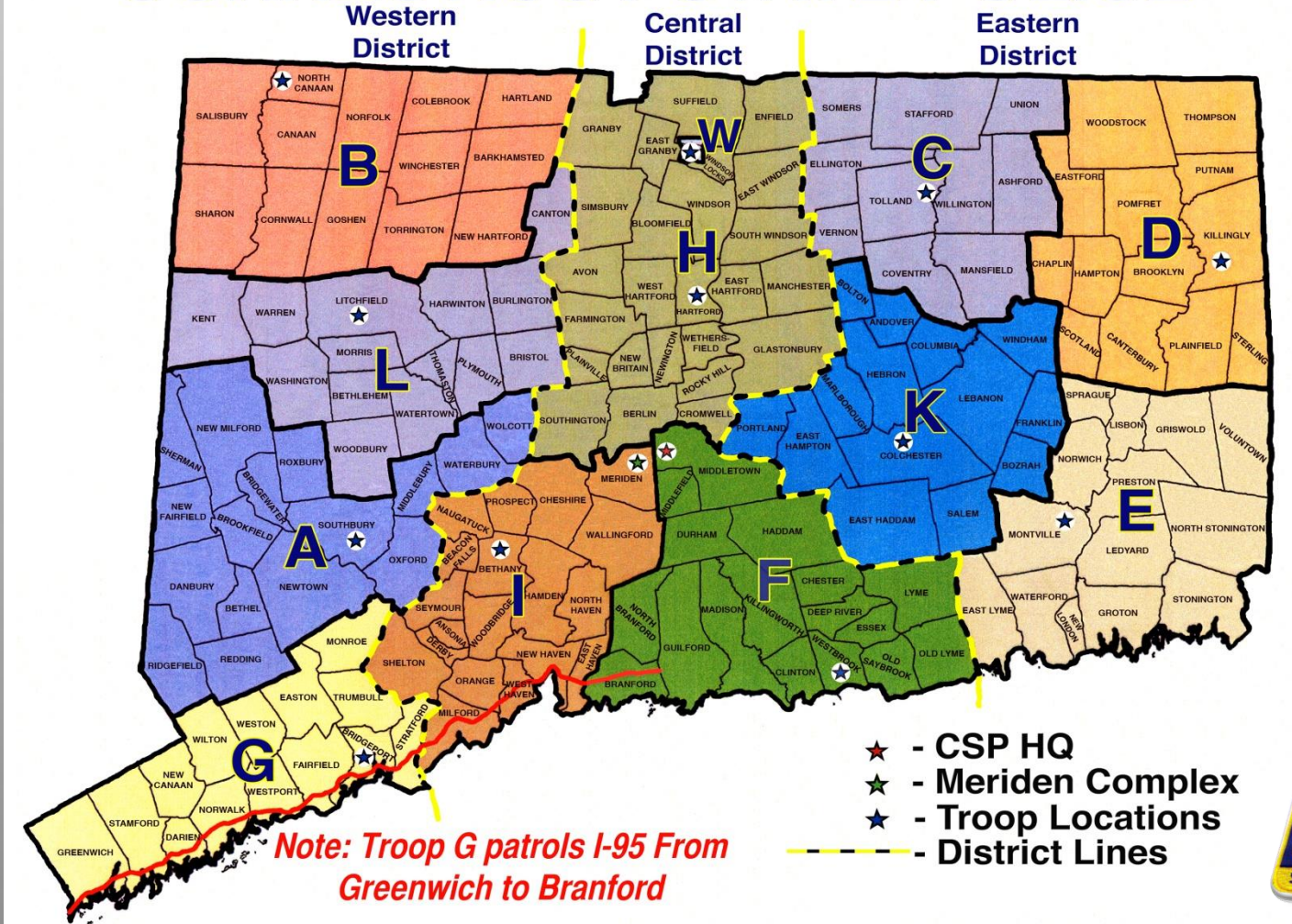




DESPP - Connecticut State Police

Three districts

CONNECTICUT STATE POLICE





Hebron Resident Trooper

The Hebron Resident Trooper's Office is located at 44 Main St., inside Station #1 of the Hebron Fire Department.

The office is under the direction of Troop K within the Connecticut State Police. The Resident Trooper is directly supervised by the Troop K Resident Trooper Sergeant, currently Sgt. Joshua Woodward.

The Resident Trooper's primary function is providing police services to the Town of Hebron and supplement Troop K for emergencies when requested.





Hebron Police

Hebron Police is a constabulary system where the Officers use the infrastructure and command staff of the State Police to assist with providing the Town of Hebron police services.

Hebron Officers are employed by the Town of Hebron and supervised by the Resident Trooper who reports to the Town Manager who supervises the employment aspects of the Officers

Provide Police services within the Town of Hebron.





What does the Office provide the Town of Hebron?

1 Full time Resident Trooper

Primarily works admin Monday-Friday

1 Police Sergeant – (part-time)

2 Police Officer – (part-time)

2 are currently providing **Full-Time hours for RHAM SRO**

24/7 support from Troop K as well as a patrol that covers Hebron along with Marlborough and portions of RT 2.





Currently,

Who provides you policing?


Trooper First Class Daniel Greenwood

Police Sergeant Marc Rubera

Police Officer James Tilley

RHAM SRO

Police Officer Ricardo Martinez





What does the Office provide the Town of Hebron?

Name and Badge	Total Calls	Accidents WR	Accidents NR	Fatals	Serious	Minor	Non Injury	OUIs	OUI Accidents
GREENWOOD, DANIEL J (1336)	3,328	92	3			10	74	9	4
MARTINEZ, RICK (KC59)	1,034	1	1				1	1	
RUBERA, MARC (KC58)	3,439		1						
TILLEY, JAMES (KC57)	1,692	1	1				1		
Total	9,489	94	6			10	76	10	4

Onsite OUIs	Alarms	Reportables	Non Reportable	Motorist Assists	TS Commerical	Traffic Stops	Infraction Issued	Written Warning	Verbal Warning	Summons	UAR
5	151	148	2,382	99	3	677	392	68	200	15	2
1	25	30	912	8		106	7	86	12	1	
	23	12	3,118	3		304	16	273	12		3
	56	11	1,362	11		300	156	61	38	45	
6	255	201	7,770	121	3	1,387	571	488	262	61	5





What we do?

Provide a liaison between the Town of Hebron and the State Police.

Provide police coverage to Hebron during day hours, several evening hours and occasional midnight hours.

Use a community policing model to enhance the relationship between the town citizens and the police.





What we do?

Conduct motor vehicle enforcement to ensure the safety of the citizens and transient motorist on the roadways

Officers engage in functions such as routine patrol, business and vacation house check, traffic control, town functions/special events, and other specific duties that may be directed by the Resident Trooper or requested by the Town Manager.

Assist the Hebron school system and the Region #8 (RHAM) school system with traffic control and police coverage for numerous events throughout the year





Programs and Events

DARE for 6th grade class

SRO for RHAM middle and high school campus

Maple Fest

Hebron Harvest Fair

Park and Rec events

1/2 Marathon & 5K races in town

Bike patrol

Career Day / Presentations for school

Security / Threat assessments for municipal buildings /schools -Active Shooter Training

Juvenile Review Board (JRB) through AHM



Coalition for a Healthy Empowered Community (CHEC)

4th of July/ Halloween Happenings

Presentations to seniors and youth groups

Presentations for local businesses

Ride-a-long program

“Coffee Talk with a Trooper”


“Stuff a Cruiser”

Party Patrol (AHM grant)





What that Looks like





Programs and Events

DEA Drug Take Back event and On-site Drug box





Current Coverage

36 patrol hrs

3 Officers providing 12 hours each/ week coverage

1 Officer is full time during the day at RHAM as SRO
(split between 2 officers currently)

1 Officer provides coverage in morning at HES for traffic everyday. (Split with BOE/
Patrol hours totaling 4 hrs)

✓ Same officer continues to work on days in town towards their 12 hrs.

As schedule allows they work additional evening hours as well as weekend hours to help cover town

Town Manager has authorized additional hours as needed off hours of my schedule.

At all times Hebron is covered by Troop K Troopers. 1 assigned to cover Hebron/
Marlborough along w/ RT 2 from Glastonbury to Colchester





Current Staffing Levels

- Andover 1 RT
- Columbia 1 RT
- Lebanon 1 RT, 2 part-time, 1 SRO
- Colchester 1 RT Sgt, several full-timers including 1 SRO
- Marlborough 1 RT, 1 PS director/ full timer, 2 part-timers (I believe, also recent increase in staffing in last year or 2)
- **Hebron 1 RT, 2 part-time, 1 SRO currently and looking to increase**
- East Haddam 1 RT, 4 full-timers, 3 part-timers (may be hiring a 5 full-timer and making one an SRO)
- Bolton 2 RT's
- Salem 2 RT's
- Windham Hgts 1 Trooper
- Bozrah, Franklin no RT's



Current Coverage

Comparison of Connecticut Town Crime Rates and Police Staffing

Town (2017)	State Police/ UCR Part 1 Crime Data	Population	Crime Rate /100,000	Law Enforcement Personnel (Total)	Employee per 1,000 population
Towns Nearby (Resident Trooper)					
Andover	8 ² /35 ¹	3,248 ¹	246 ² /1,077 ¹	1	
Bolton	19/45	4,916	386/915	2	
Colchester	76/181	17,287	440/1,049	12(1RT,1SRO,10FT) plus 1 AS	
Columbia	34/72	4,971	684/1,448	1	
Glastonbury	540/1,204	34,688	1556/3,470	76	2.20
Lebanon	25/58	7,209	347/805	4 (1RT,1SRO,2PT)	
Hebron	38/85	9,507	399/984	4 (1RT,1SRO,2PT)	
Marlborough	53/101	6,397	828/1,579	4(1RT,1PSD,2PT)	
Other Towns (Town Police)					
Avon	168 ²	18,776 ²	894 ²	41 ¹	2.23 ¹
Canton	68	10,337	657	20	1.94
Coventry	110	12,437	884	21	1.69
Darien	281	21,995	1,277	61	2.77
Madison	86	18,212	472	38	2.09
Manchester	1597	57,957	2755	151	2.61
Newtown	108	28,105	384	48	1.71
Norwich	704	39,771	1770	96	2.44
South Windsor	460	25,803	1782	54	2.08
Weston	41	10,425	393	17	1.64
Willimantic	233	17,766	1,311	47	2.66

¹2018 Detailed State Police data

²2017 State Police data

◀ Apr 2019

May 2019

Jun 2019 ▶

Sun	Mon	Tue	Wed	Thu	Fri	Sat
			1 TFC Greenwood – Days Ofc Tilley Rham Sgt Rubera HES / Patrol	2 ***\$\$\$*** TFC Greenwood – Days Sgt Rubera Rham Ofc Tilley HES / Patrol	3 Ofc Tilley Rham Ofc Martinez HES / Patrol 1900 Sgt Rubera RMS Dance	4
5	6 TFC Greenwood – Days Sgt Rubera Rham Ofc Tilley HES / Patrol	7 TFC Greenwood – Days Sgt Rubera Rham Ofc Martinez HES / Patrol	8 TFC Greenwood – Days Ofc Tilley Rham Sgt Rubera HES / Patrol	9 TFC Greenwood – Days Sgt Rubera Rham Ofc Tilley HES / Patrol	10 TFC Greenwood – Days Ofc Tilley Rham Ofc Martinez HES / Patrol	11
12 Mother's Day NPP	13 TFC Greenwood – Days Sgt Rubera Rham Ofc Tilley HES / Patrol	14 TFC Greenwood – Days Sgt Rubera Rham Ofc Martinez HES / Patrol	15 TFC Greenwood – Days Ofc Tilley Rham Sgt Rubera HES / Patrol 1830 Ofc Tilley HES Concert	16 ***\$\$\$*** TFC Greenwood – Days Sgt Rubera Rham Ofc Tilley HES / Patrol	17 Ofc Tilley Rham Ofc Martinez HES / Patrol	18
19	20 TFC Greenwood – Days Sgt Rubera Rham Ofc Tilley HES / Patrol	21 TFC Greenwood – Days Sgt Rubera Rham Ofc Martinez HES / Patrol	22 **RHAM Late Open** TFC Greenwood – Days Ofc Tilley Rham Sgt Rubera HES / Patrol	23 TFC Greenwood – Days Sgt Rubera Rham Ofc Tilley HES / Patrol	24 TFC Greenwood – Days Ofc Tilley Rham Ofc Martinez HES / Patrol	25
26 NPP	27 All Schools Closed Memorial Day TFC Greenwood – Days Holiday Patrol – Ofc Tilley	28 TFC Greenwood – Days Sgt Rubera Rham Ofc Martinez HES / Patrol	29 TFC Greenwood – Days Ofc Tilley Rham Sgt Rubera HES / Patrol 1800 Ofc Martinez HES Concert	30 ***\$\$\$*** TFC Greenwood – Days Sgt Rubera Rham Ofc Tilley HES / Patrol	31 Ofc Tilley Rham Ofc Martinez HES / Patrol 1900 Sgt Rubera RMS Dance	



Proposed Coverage

54-56 patrol hrs

3 Officers providing 18-19 hours each/ week coverage

1 Officer is full time during the day at RHAM as SRO

1 Officer covering Hebron schools for 35 hrs a week between both schools

** All patrol hours will be off-set Resident Trooper hours when feasible. (majority)

Crime data does not show a specific time or consistent hour for crimes

At all times Hebron is covered by Troop K Troopers.

1 assigned to cover Hebron/ Marlborough along w/ RT 2 from Glastonbury to Colchester





@ Hebron Resident Troopers Office,
Connecticut State Police



@ hebronrt_csp



@ HebronRT_CSP



We are on Social Media



TFC Daniel Greenwood
Hebron Resident Troopers
44 Main Street
860.228.3710

